

42194

Compost Maker

TO OPEN...  
CUT HERE!

RESEALABLE  
ZIPPER  
BAG

  
**Natural  
GUARD**  
Brand by  
**ferti·lome**



# *Compost Maker*

**Combines all the necessary ingredients for  
converting organic matter into a rich mulch**

**NET WEIGHT 3LB. (1.36 KG)**





# Compost Maker

**Natural Guard® Brand by ferti-lome® Compost Maker** provides all the ingredients necessary to turn leaves, grass clippings, and other forms of organic matter into a rich soil building mulch.

## WHAT IS COMPOSTING?

Composting is the biological decomposition of organic matter into a product beneficial for plant growth and soil conditioning. Organic matter added to the soil as compost, improves plant growth and vigor, soil structure, drainage, holds plant nutrients and releases nitrogen for plant and soil microorganisms. Composting organic matter into a soil conditioner can be enhanced by using **Natural Guard® Brand by ferti-lome® Compost Maker** to speed up the composting process and insure that the finished compost will provide proper nutrients and optimum moisture (about 50% moisture) as well as air, that are necessary for the microorganisms to breakdown organic matter. The amount and proportion of these nutrients is a critical factor to the quality of compost material created.

**Natural Guard® Brand by ferti-lome® Compost Maker** can help you decrease the volume of waste put on the curb in plastic bags and turn it into a valuable product to enhance your gardening endeavors.

## BENEFITS OF COMPOSTING?

- Provides an inexpensive yet nutrient rich soil conditioner that will increase the growth and vigor of plants.
- Improves soil structure and drainage and releases the nitrogen for plant and soil organisms.
- Reduces leaching of plant essential elements such as potassium, calcium and magnesium.
- Composting generates heat that can destroy weed seeds, plant pathogens and insect eggs, making the finished product more disease free than its original form.
- Improves the soil's physical characteristics, making it more workable.
- Turns wastes into a nutritionally rich humus for flowers, shrubs, vegetables and lawns.


## DIRECTIONS FOR USE

In the bottom of the compost bin, begin building a layer of organic material (leaves, grass clippings, sawdust, etc...). To be successful, your compost bin should have alternating layers of grass clippings, leaves and soil, along with 1 cup of **Natural Guard® Brand by ferti-lome® Compost Maker** evenly applied over the top of each layer. Continue adding ingredients and over a period of time you should have a pile of at least 6 to 7 layers. After building a layer of organic material 6-10 inches deep, add a layer of soil 1-2 inches deep. Finish the pile with a top layer of soil. As the material decomposes, the pile height will settle. Reapply **Natural Guard® Brand by ferti-lome® Compost Maker** in the same manner 3-4 weeks later. For best results, turn the pile more frequently in order to aerate the composting material. The pile should be kept moist (about like a squeezed-out sponge), not saturated. Within 60-70 days, the pile should be ready to use. To use, spread the finished product about 2 inches deep and work into the top 5-6 inches of the soil.


NOTE: This product is not intended for nor recommended for container grown plants.

**Natural Guard® Brand by ferti-lome®** is a registered trademark of Voluntary Purchasing Groups, Inc.

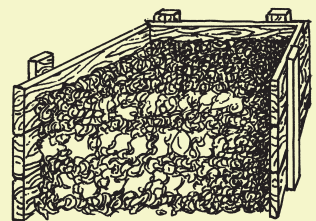
A compost bin can easily be made from cinder blocks, chicken wire, boards, snow fence or even a garbage can or plastic container.



Cinderblock With Air Spaces



Snowfence Bin



Boarded Compost Bin



Gedye Compost Min



Voluntary  
Purchasing  
Groups, Inc.

230 FM 87 • Bonham, TX 75418  
www.naturalguard.com

42194-0418-WP



7 32221 42194 3