



TALAK™ 7.9%

INDOOR/OUTDOOR INSECT CONTROL



Controls Pests Indoors and Outdoors on Residential, Institutional, Public, Commercial, and Industrial Buildings, and Lawns, Ornamentals, Parks, Recreational Areas and Athletic Fields.

ACTIVE INGREDIENT:	(% by weight)
Bifenthrin*	7.9%
OTHER INGREDIENTS:	92.1%
TOTAL:	100.0%

Contains 2/3 pound active ingredient per gallon.
*Cis isomers 97% minimum, trans isomers 3% maximum.

KEEP OUT OF REACH OF CHILDREN

CAUTION

See inside label booklet for additional Precautionary Statements and Directions for Use.

FIRST AID - If swallowed: Call a poison control center or doctor immediately for treatment advice. Have person sip a glass of water if able to swallow. Do not induce vomiting unless told to do so by the poison control center or doctor. Do not give anything by mouth to an unconscious person. **If inhaled:** Move person to fresh air. If person is not breathing, call 911 or an ambulance, then give artificial respiration, preferably by mouth-to-mouth if possible. Call a poison control center or doctor for further treatment advice. **If on skin or clothing:** Take off contaminated clothing. Rinse skin immediately with plenty of water for 15-20 minutes. Call a poison control center or doctor for treatment advice. **If in eyes:** Hold eye open and rinse slowly and gently with water 15-20 minutes. Remove contact lenses, if present, after the first 5 minutes, then continuing rinsing eye. Call a poison control center or doctor for treatment advice. **HOTLINE NUMBER** - Have the product container or label with you when calling a poison control center or doctor, or going for treatment. You may also contact SafetyCall at 1-844-685-9173 for emergency medical treatment information. **Note to Physician** - This product is a pyrethroid. If large amounts have been ingested, the stomach and intestine should be evacuated. Treatment is symptomatic and supportive. Digestible fats, oils, or alcohol may increase absorption and so should be avoided.

For Chemical Emergency: Spill, Leak, Fire, Exposure, or Accident, Call CHEMTREC Day or Night
Within USA and Canada: 1-800-424-9300 or +1 703-527-3887 (collect calls accepted)

EPA Reg. No.: 91234-145

EPA Est. No.: 39578-TX-001 (M); 87431-MO-001(WM)

First letter(s) in lot number correspond to letter(s) following the EPA Est. No.
20130613ap1



Manufactured for:
Atticus, LLC
940 NW Cary Parkway, Suite 200
Cary, NC 27513

JOB 214086

PRECAUTIONARY STATEMENTS

Hazards to Humans and Domestic Animals

Caution

Harmful if swallowed, inhaled, or absorbed through skin. Causes moderate eye irritation. Avoid contact with skin, eyes or clothing. Avoid breathing spray mist. Wash thoroughly with soap and water after handling and before eating, drinking, chewing gum, using tobacco or using the toilet. Remove contaminated clothing and wash before reuse.

All pesticide handlers (mixers, loaders, and applicators) must wear long-sleeved shirt and long pants, socks, shoes, and chemical-resistant gloves. After the product is diluted in accordance with label directions for use, and/or when mixing and loading using a closed spray tank transfer system, or an in-line injector system, shirt, pants, socks, shoes, and waterproof gloves are sufficient. In addition, all pesticide handlers must wear a respiratory protection device¹ when working in a non-ventilated space. All pesticide handlers must wear protective eyewear when working in non-ventilated spaces or when applying by rodding or sub-slab injection.

¹Use one of the following Mine Safety and Health Administration (MSHA)/National Institute for Occupational Safety and Health (NIOSH) air purifying respirator types with approval number prefixes: TC-23C, TC-21C, TC-19C, TC-13F and TC-14G, or a NIOSH approved respirator with any R, P or HE filter or a NIOSH approved respirator with an organic vapor(OV) cartridge or canister with any R, P or HE prefilter.

Environmental Hazards

This pesticide is extremely toxic to fish and aquatic invertebrates. To protect the environment, do not allow pesticide to enter or run off into storm drains, drainage ditches, gutters or surface waters. Applying this product in calm weather when rain is not predicted for the next 24 hours will help to ensure that wind or rain does not blow or wash pesticide off the treatment area. Rinsing application equipment over the treated area will help avoid run off to water bodies or drainage systems.

This product is highly toxic to bees exposed to direct treatment or residues on blooming crops or weeds. Do not apply this product or allow to drift to blooming crops if bees are visiting the treatment area.

Physical and Chemical Hazards

Do not apply water-based dilutions of **Talak 7.9% Indoor/Outdoor Insect Control** to electrical conduits, motor housings, junction boxes, switch boxes or other electrical equipment because of possible shock hazard.

DIRECTIONS FOR USE

It is a violation of Federal Law to use this product in a manner inconsistent with its labeling.

RESTRICTIONS:

- Do not apply by air.
- Do not apply in greenhouses, nurseries.
- Do not apply this product through any kind of irrigation system.
- Not for use on sod farm turf, golf course turf, or grass grown for seed.
- Do not water the treated area to the point of runoff.
- Do not make applications during rain.
- Do not apply directly to sewers or drains, or to any area like a gutter where drainage to sewers, storm drains, water bodies, or aquatic habitat can occur, except as directed by this label.
- Do not apply directly to impervious horizontal surfaces such as sidewalks, driveways, and patios except as a spot or crack and crevice treatment. During application, do not allow pesticide to enter or run off into storm drains, drainage ditches, gutters or surface waters.
- All outdoor applications, if permitted elsewhere on this label, must be limited to spot or crack-and-crevice treatments only, except for the following permitted uses, if allowed elsewhere on this label:
 - 1) Application to soil or vegetation, as listed on this label, around structures;
 - 2) Applications to lawns, turf, and other vegetation, as listed on this label;
 - 3) Applications to the side of a building, up to a maximum height of 3 feet above grade;
 - 4) Applications to the underside of eaves, soffits, doors, or windows permanently protected from rainfall by a covering, overhang, awning, or other structure;
 - 5) Applications around potential pest entry points into buildings, when limited to a surface band not to exceed one inch in width;
 - 6) Applications made through the use of a coarse, low pressure spray to only those portions of surfaces that are directly above bare soil, lawn, turf, mulch, or other vegetation, as listed on this label, and not over an impervious surface, drainage or other condition that could result in runoff into storm drains, drainage ditches, gutters, or surface waters, in order to control occasional invaders or aggregating pests.

Application equipment that delivers low volume treatments, such as Patriot Injector[®] or Actisol[®] applicators, may also be used to make crack and crevice, deep harborage, spot and general surface treatments of **Talak 7.9% Indoor/Outdoor Insect Control**.

When treating adjacent to an existing structure, the applicator must check the area to be treated, and immediately adjacent areas of the structure, for visible and accessible cracks and holes to prevent any leaks or significant exposures to persons occupying the structure. People present or residing in the structure during application must be advised to remove their pets and themselves from the structure if they see any signs of leakage. After application, the applicator is required to check for leaks. Do not allow people or pets to contact contaminated areas or to reoccupy contaminated areas of the structure until the clean-up is completed.

Not for use on plants being grown for sale or other commercial use, or for commercial seed production, or for research purposes. For use on plants intended only for aesthetic purposes or climatic modifications and being grown in interior landscapes, ornamental gardens or parks, or lawns and grounds.

Attention: Wear MSHA/NIOSH approved unvented goggles and a respirator when applying **Talak 7.9% Indoor/Outdoor Insect Control** in a confined area.

SPECIFIC PEST CONTROL APPLICATIONS

Underground Services: wires, cables, utility lines, pipes, conduits, etc. Services may be within structures, in right-of-ways or to protect long range (miles) of installations of services.

To prevent attack by ants, apply 0.06 to 0.12% **Talak 7.9% Indoor/Outdoor Insect Control** emulsion to the soil.

Apply to the bottom of the trench at the rate of 2 gallons of emulsion per 10 linear feet. Let the emulsion be absorbed into the soil. Lay services on the treated soil and cover with about 2 inches of fill soil. Apply another 2 gallons per 10 linear feet over the soil surface to complete the chemical barrier. In wide trenches, only the soil near the services should be treated. A continuous barrier of treated soil surrounding the services must be established.

In cases where the soil will not accept the above labeled volume, 1 gallon of 0.12% **Talak 7.9% Indoor/Outdoor Insect Control** may be used per 10 linear feet of trench. Apply both to the bottom of the trench and over the soil on top of the services.

Fill the trench with treated fill soil. Treat the soil where each service sticks out from the ground by trenching/ rodding of not more than 1 to 2 gallons of emulsion into the soil.

Precautions: Do not treat electrically active underground services.

Posts, Poles, and Other Constructions: Around wooden constructions such as signs, fences and landscape ornamentation an insecticidal barrier can be established by treating with a 0.06% emulsion. Sub-surface injection and gravity-flow through holes in the bottom of the trench, are two treatment methods that can be used on poles and posts that have already been installed. A complete chemical barrier around the pole can be established by treating on all sides. For poles and posts less than six inches in diameter use 1 gallon of emulsion per foot of depth and for larger poles, use 1.5 gallons of emulsion per foot of depth. Apply to a depth of 6 inches below the bottom of the wood. For larger constructions, use 4 gallons per 10 linear feet per foot of depth.

Treatment of Wood-in-Place for Control of Wood-Infesting Insects (Localized Areas in Structure): For the control of insects: Ants, Carpenter Ants, and wood-infesting beetles such as Old House Borer and Powder Post in localized areas of infested wood in and around structures, apply a 0.06% emulsion to voids and galleries in damaged wood and in spaces between wooden members of a structure and between wood and foundations where wood is at risk. Paint on or fan spray applications may also be used. Place plastic sheeting under overhead areas that are spot treated except for soil surfaces in crawl spaces. Areas in which access is difficult may be treated by drilling, and then injecting the emulsion with a crack and crevice injector into the damaged wood or void spaces. This type of application is not intended to be a substitute for soil treatment, mechanical alteration or fumigation to control extensive infestation of wood-infesting insects.

Control of Bees, Wasps Hornets, and Yellow Jackets Indoors: To control Bees, Wasp, Hornets, and Yellow-Jackets, apply a 0.06% emulsion. Application should be made in the late evening when insects are at rest. Spray liberally into hiding and breeding places, especially under attic rafters, contacting as many insects as possible. Retreatment may be necessary to achieve and/or maintain control during periods of high pest pressure. Repeat application is necessary only if there are signs of renewed insect activity.

Important: Do not apply emulsion until location of heat pipes, ducts, water and sewer lines and electrical conduits are known and identified. Caution must be taken to avoid puncturing and injection into these structural elements. Do not apply into electrical fixtures, switches, or sockets.

In the home, all food processing surfaces and utensils in the treatment area should be covered during treatment or thoroughly washed before re-use. Remove pets, birds, and cover aquariums before spraying. Do not permit humans or pets to contact treated surfaces until the spray has dried.

During any overhead applications to overhead interior areas of structures, cover surfaces below with plastic sheeting or similar materials.

Wear protective clothing, unvented goggles, gloves and respirator, when applying to overhead areas or in poorly ventilated areas. Avoid touching sprayed surfaces until spray has completely dried.

Outside of Structures

Broadcast Treatment of Wood for the Control of Wood-infesting Insects and Nuisance Pests: In order to control wood-infesting insects active inside trees, utility poles and/or fence posts, drill to the interior infested cavity and inject a 0.06% emulsion. If treating nuisance pests on the exterior of the structure, apply a 0.06% emulsion with a fan spray using a maximum pressure of 25 psi. and apply just to the point of run-off. To control Bees, Wasps, Hornets, and Yellow-Jackets, direct the spray at nest openings in the ground, bushes, and in cracks and crevices. Saturate nest openings and contact as many insects as possible. Apply in late evening when insects are at rest.

Pests Under Slabs: To control infestations of Arthropods, including ants, cockroaches and scorpions living beneath the slab area, drill and inject, or horizontal rodding and then inject 1 gallon of a 0.06% to 0.12% emulsion per 10 square feet or 2 gallons of emulsion per 10 linear feet.

Formula for Determining the Active Ingredient Content of the Finished Spray Mixture: The following formula may be used to determine the percent active ingredient that is in the spray tank after mixing **Talak 7.9% Indoor/Outdoor Insect Control**:

$$\frac{(7.9\%) \times (\text{Fl. oz. of Talak 7.9\% Indoor/Outdoor Insect Control added to tank})}{(\text{Gallons of finished spray mix}) \times (128)} = \text{Percent Active Ingredient of spray mix}$$

LAWNS AND ORNAMENTALS

Application Instructions

Talak 7.9% Indoor/Outdoor Insect Control may be mixed with water and other aqueous carriers for the control of insects and mites on trees, shrubs, foliage plants, non-bearing (perennial crops that will not produce a harvestable raw agricultural commodity during the season of application) fruit and nut trees, and flowers in interiorscapes including hotels, shopping malls, office buildings, etc., and outdoor plantscapes, such as around residential dwellings, parks, institutional buildings, recreational areas, athletic fields and home lawns.

Talak 7.9% Indoor/Outdoor Insect Control may be tank-mixed with insect growth regulators as well as other pesticides. Observe all precautions and the **Directions for Use** for each tank mix product. Physical compatibility of **Talak 7.9% Indoor/Outdoor Insect Control** may vary with different combinations of products, and local cultural practices. Prepare a small scale (pint or quart jar) test sample for any combination not tested previously. Use the proper proportions of pesticides and water to make sure of the compatibility of the mixture.

Tank Mix Compatibility Testing

A jar test is recommended prior to tank mixing to ensure compatibility of **Talak 7.9% Indoor/Outdoor Insect Control** and other products. Use a clear glass quart jar with lid and mix the tank mix ingredients in their relative proportions. Always use water from the intended source. Invert the jar containing the mixture several times and observe the mixture for approximately ½ hour. Evaluate the solution for uniformity and stability. If the mixture balls-up, forms flakes, sludges, gels, oily films or layers, or other precipitates, it is not compatible and the tank mix combination should not be used.

Tank Mix Preparation:

Unless otherwise noted, follow the procedure below to prepare a tank mix:

- 1) Add wettable powders to tank water
- 2) Agitate
- 3) Add liquids and flowables
- 4) Agitate
- 5) Add emulsifiable concentrates
- 6) Agitate

Formula for Determining the Active Ingredient Content of the Finished Spray Mixture: The following formula may be used to determine the percent active ingredient that is in the spray tank after mixing **Talak 7.9% Indoor/Outdoor Insect Control**:

$$\frac{(7.9\%) \times (\text{Fl. oz. of Talak 7.9\% Indoor/Outdoor Insect Control added to tank})}{(\text{Gallons of finished spray mix}) \times (128)} = \text{Percent Active Ingredient of spray mix}$$

Resistance: Some insects may develop resistance to products used repeatedly for control. Because the development of resistance cannot be predicted, the use of this product should conform to resistance management strategies established for the use area. Consult your local or state pest management authorities for details.

If resistance to this product develops in your area, this product, or other products with similar mode of action, may not provide adequate control. If poor performance cannot be attributed to improper application or extreme weather conditions, a resistant strain of insect may be present. If you experience difficulty with control and suspect that resistance is a reasonable cause, immediately consult your local company representative or pest management advisor for the best alternative method of control in your area.

In the State of New York, for application uses outdoors on ornamentals and lawns in landscaped areas around residential, institutional, public, commercial and industrial buildings, parks, recreational areas and athletic fields:

The Following Precautionary Measures Must be Obeyed.

A 100 foot buffer must be maintained between the application site and the waters of the State. A 100 foot buffer is required for all waters except those entirely privately owned with no outlet to State waters. The buffer must consist of well maintained, established vegetation (i.e. grass, etc.) growth and must be maintained to prevent the development of channels.

In New York State, do make a single repeat application of this product if there are signs of renewed insect activity, but no sooner than two weeks after the first application.

Lawn Application

Apply **Talak 7.9% Indoor/Outdoor Insect Control** as a broadcast treatment. For uniform control when applying to dense grass foliage, use volumes of up to 10 gallons per 1,000 square feet.

To ensure control of sub-surface pests, including Mole Crickets, using low volume applications (less than 2 gallons per 1,000 square feet) immediately follow treatment with irrigation of treated area with at least 0.25 inches of water.

Application Rates

Under typical conditions, the application rates shown in the table below will provide control of the listed pests. Follow the application rates listed in the table below for typical pest pressure. **Talak 7.9% Indoor/Outdoor Insect Control** may be applied at up to 1 fl. oz. per 1000 square feet at the discretion of the applicator. Use the higher application rate for maximum residual control.

Pest	Application Rate	Application Instructions
Armyworms Cutworms Sod Webworm	0.18 - 0.25 fl. oz. per 1,000 sq. ft.	For best results, postpone watering (irrigation) or mowing for 24 hours after application. Higher treatment rates (up to 1 fluid oz. per 1000 square feet) may be necessary if high pest pressure exists and grass is maintained taller than 1 inch.

(continued)

Pest	Application Rate	Application Instructions
Annual Bluegrass Weevil (Hyperodes) (Adult) Banks Grass Mite Billbugs (Adult) Black Turfgrass Ataenius (Adult) Centipedes Chinch Bugs Crickets Earwigs Fleas (Adult) Grasshoppers Leafhoppers Mealybugs Millipedes Mites Pillbugs Sowbugs	0.25 - 0.50 fl. oz. per 1,000 sq. ft.	<p>Annual Bluegrass Weevil (<i>Hyperodes</i>) adults: Treatment should be timed as they travel into grass away from their overwintering sites. Travel usually begins when <i>Forsythia</i> is in full bloom and concludes when flowering dogwood (<i>Cornus florida</i>) is in full bloom. For additional detailed information, check with your State Cooperative Extension Service.</p> <p>Billbug adults: Treatment should be made when adult billbugs are first noticed in April and May. To optimize treatment, degree day models have been developed. For additional detailed information, check with your State Cooperative Extension Service. Spring treatments for billbug adults will also offer control of over-wintered chinch bugs in temperate climates.</p> <p>Black Turfgrass Ataenius adults: To control the first and second generation of black turfgrass ataenius adults, respectively, treatments should take place in May and July. Time the May treatment to coincide with the full bloom stage of Vanhoutte spiraea (<i>Spiraea vanhoutte</i>) and horse chestnut (<i>Aesculus hippocastanum</i>). Time the July treatment to coincide with the blooming Rose of Sharon (<i>Hibiscus syriacus</i>).</p> <p>Chinch Bugs: Mostly found in the thatch layer, Chinch bugs infest the base of grass plants. In order to optimize the penetration of the insecticide to location of the chinch bugs, irrigation of the grass prior to treatment may be necessary. If the grass is kept at a long mowing height or if the thatch layer excessive, use higher volume treatments. It may be necessary to use higher application rates (up to 1 fluid oz. per 1000 square feet) to control Chinch Bug populations made up of both nymphs and adults in mid summer.</p> <p>Mites: Apply in combination with a labeled application rate of a surfactant to achieve optimal control of eriophyid mites. A second application may be needed, five to seven days after the first, to ensure optimal control.</p>
Crane Flies	0.5 fl. oz. per 1,000 sq. ft.	Applications should be made August - February to control early to mid-season larvae as they feed on plant crowns. Applications made March - April to late-season larvae may aid in suppression.

(continued)

Pest	Application Rate	Application Instructions
Ants Fleas (Larvae) Imported Fire Ants Japanese Beetle (Adult) Mole Cricket (Adult) Mole Cricket (Nymph) Ticks	0.5 - 1.0 fl. oz. per 1,000 sq. ft.	<p>Flea larvae: Flea larvae mature in shaded areas accessible to pets or other animals. When treating these areas use a higher volume treatment so that the insecticide penetrates into the soil. Note: If the lawn area is being treated with Talak 7.9% Indoor/Outdoor Insect Control at 0.25 fluid ounces per 1000 square feet for adult flea control, then the larval application rate can be accomplished by a two- to four-fold increase in spray volume.</p> <p>Imported Fire Ants: For best control use broadcast treatments in combination with mound drenches. This will control present colonies along with foraging workers and newly mated fly-in queens. It is critical either to use high volume treatments or to irrigate prior to application if the soil is dry. Apply 1 fluid oz. per 1,000 square feet when using broadcast treatments. For mound drenches, dilute 1 teaspoon of Talak 7.9% Indoor/Outdoor Insect Control per gallon of water and use 1 to 2 gallons of finished spray per mound using sufficient force to penetrate the top and allow the emulsion to flood ant channels. Treat a four foot diameter around each ant mound. Application should be made in late evening or early morning when it is cooler (65-80°F). Note: A spray rig calibrated to apply 1 fluid oz. per 1,000 square feet of Talak 7.9% Indoor/Outdoor Insect Control in 5 gallons per 1,000 square feet contains the equivalent emulsion (1 teaspoon per gallon) required for fire ant mound drenches in the spray tank.</p> <p>Mole Cricket adults: Since the preferred grass areas are subject to constant invasion in early spring by the active adult stage, it can be difficult to maintain control of adult mole crickets. Make treatments as late in the day as possible and follow with up to 0.5 inches of water after treatment. To ensure maximum contact with the insecticide when the soil is dry, irrigate prior to treatment to bring the adult mole crickets closer to the soil surface. To Obtain optimal control of potential nymphal populations, the grass areas preferred by adult mole crickets in the spring should be treated immediately prior to peak hatch stage. (See below).</p>

(continued)

Pest	Application Rate	Application Instructions
Ants Fleas (Larvae) Imported Fire Ants Japanese Beetle (Adult) Mole Cricket (Adult) Mole Cricket (Nymph) Ticks	0.5 - 1.0 fl. oz. per 1,000 sq. ft.	<p>Mole Cricket nymphs: To obtain optimal control of potential nymphal populations, the grass areas preferred by adult mole crickets in the spring should be treated immediately prior to peak hatch stage. Young nymphs are more vulnerable to insecticidal treatment at this stage because they are close to the soil surface where the insecticide is most effective. Use higher application rates and frequent applications to control larger, more damaging, nymphs later in the year. Make treatments as late in the day as possible and water immediately with up to 0.5 inches of water. To ensure maximum contact with the insecticide when the soil is dry, irrigate prior to treatment to bring the adult mole crickets closer to the soil surface.</p> <p>Ticks (including ticks that may transmit Lyme Disease and Rocky Mountain Spotted Fever): Make application to the entire area where contact with ticks may occur. Do not make spot treatments. When applying to areas with heavy leaf litter or dense ground cover use higher spray volumes. To attain and/or sustain control in times of high pest pressure, retreatments may be necessary; retreat only if signs of continued or renewed tick activity are present. Repeat treatments must not be made more often than once per seven days.</p> <p>Deer ticks (<i>Ixodes</i> sp.) have a four-stage life cycle spanning 2 years. Treat in the late fall and/or early spring to control adult ticks located on brush or grass above the soil surface and in mid to late spring to control larvae and nymphs that live in the soil and leaf litter.</p> <p>American dog ticks invade suburban settings in areas where residences and dwellings are constructed on former fields or wooded areas. These pests normally gather by paths or roadways where they are likely to find a host. To control tick larvae, nymphs and adults, treatments should take place, as needed, from mid spring to early fall.</p>

Calculating Dilution Rates: To determine the proper dilution of **Talax 7.9% Indoor/Outdoor Insect Control** that is required to control specific pests, follow the steps below:

- 1) Determine the target pest requiring the highest application rate for effective control in the **Application Rates** table.
- 2) Choose the treatment rate in terms of fluid oz. of **Talax 7.9% Indoor/Outdoor Insect Control**.
- 3) Determine the dilution volume necessary for the treatment in the **Dilution Chart**.
- 4) Use the proper amount of **Talax 7.9% Indoor/Outdoor Insect Control** that must be mixed in your desired volume of water as shown in the **Dilution Chart**.

For example, to control ticks the **Application Rates** table shows that 0.5 to 1.0 fluid ounces of **Talax 7.9% Indoor/Outdoor Insect Control** must be applied per 1,000 square feet. You select an application rate of 1.0 fluid oz. per 1,000 square feet because maximum residual control is desired. Your application volume is approximately 10 gallons per 1,000 sq. ft. Consulting the **Lawn Dilution Chart** reveals that you should dilute 1.0 fluid oz. of **Talax 7.9% Indoor/Outdoor Insect Control** in 10 gallons of water.

Lawn Application Dilution Chart

Application Volume	Application Rate	Fluid Ounces* of Talak 7.9% Indoor/Outdoor Insect Control Diluted to these Volumes of Finished Spray			
Gallons Per 1,000 Sq. Ft.	Fluid Ounces per 1,000 Sq. Ft.	1 gallon	5 gallons	10 gallons	100 gallons
1.0	0.18	0.18	0.90	1.8	18.0
1.0	0.25	0.25	1.25	2.5	25.0
1.0	0.5	0.5	2.5	5.0	50.0
1.0	1.0	1.0	5.0	10.0	100.0
2.0	0.18	-	0.45	0.90	9.0
2.0	0.25	0.13	0.63	1.25	12.5
2.0	0.5	0.25	1.25	2.5	25.0
2.0	1.0	0.5	2.5	5.0	50.0
3.0	0.18	-	0.30	0.60	6.0
3.0	0.25	-	0.42	0.83	8.3
3.0	0.5	0.17	0.83	1.67	16.7
3.0	1.0	0.33	1.67	3.33	33.3
4.0	0.18	-	0.23	0.45	4.5
4.0	0.25	-	0.31	0.63	6.3
4.0	0.5	0.13	0.63	1.25	12.5
4.0	1.0	0.25	1.25	2.5	25.0
5.0	0.18	-	0.18	0.36	3.6
5.0	0.25	-	0.25	0.5	5.0
5.0	0.5	0.1	0.5	1.0	10.0
5.0	1.0	0.2	1.0	2.0	20.0
10.0	0.18	-	-	0.18	1.8
10.0	0.25	-	0.13	0.25	2.5
10.0	0.5	-	0.25	0.5	5.0
10.0	1.0	0.1	0.5	1.0	10.0

*To convert fluid ounces to milliliters, multiply by 29.57
 1 fluid ounce = 29.57 ml = 2 tablespoons = 6 teaspoons
 Do not use household utensils to measure **Talak 7.9% Indoor/Outdoor Insect Control**.

Ornamentals and Trees Application

Talak 7.9% Indoor/Outdoor Insect Control is for use on trees, shrubs, ground covers, bedding plants, and foliage plants. Treat with 0.125 to 1.0 fl. oz. of **Talak 7.9% Indoor/Outdoor Insect Control** per 1,000 square feet or 5.4 to 43.5 fl. oz. per 100 gallons. **Talak 7.9% Indoor/Outdoor Insect Control** may be diluted and used in different volumes of water as long as the maximum label rate (1.0 fluid oz. per 1,000 square feet or 43.5 fl. oz. per 100 gallons) is not exceeded. If diluted with water or other carriers, **Talak 7.9% Indoor/Outdoor Insect Control** may be applied through low volume application equipment as long as the maximum label rate (1.0 fluid oz. per 1,000 square feet or 43.5 fl. oz. per 100 gallons) is not exceeded.

Treat as a full coverage foliar spray using the stated application rate. If pest pressure and density of foliage increases, repeat treatments using higher rates may be needed to reach the desired control. Repeat treatments must not be made more often than once per 7 days.

Before application to entire planting, test treat a small number of plants and watch for signs of sensitivity. Some plant species may be sensitive to the final spray solution.

To avoid or delay pest resistance, it is recommended to use an alternate class of pesticide in any application program.

In the State of New York, for application uses outdoors on ornamentals and lawns in landscaped areas around residential, institutional, public, commercial and industrial buildings, parks, recreational areas and athletic fields:

The Following Precautionary Measures Must be Obeyed.

A 100 foot buffer must be maintained between the application site and the waters of the State. A 100 foot buffer is required for all waters except those entirely privately owned with no outlet to State waters. The buffer must consist of well maintained, established vegetation (i.e. grass, etc.) growth and must be maintained to prevent the development of channels.

In New York State, do make a single repeat application of this product if there are signs of renewed insect activity, but no sooner than two weeks after the first application.

Application Rates

Under typical conditions, the application rates in the table below will offer optimal control of the listed pests. **Talak 7.9% Indoor/Outdoor Insect Control** may be applied at up to 1 fl. oz. per 1000 square feet (43.5 oz. per 100 gallons) at the discretion of the applicator. When maximum residual control is preferred, use the higher treatment rates.

Pest	Application Rate	Application Instructions
Bagworms Cutworms Elm Leaf Beetles Fall Webworms Gypsy Moth Caterpillars Lace Bugs Leaf Feeding Caterpillars Tent Caterpillars	0.125 - 0.250 fl. oz. per 1,000 sq. ft. (5.4 - 10.8 fl. oz. per 100 gal.)	Bagworms: For optimum control treat when larvae have started to hatch and are young, directing spray to contact as many larvae as possible.

(continued)

Pest	Application Rate	Application Instructions
Adelgids Ants Aphids Bees Beet Armyworm Beetles Black Vine Weevil (Adults) Brown Soft Scales Broad Mites Budworms California Red Scale (Crawlers) Centipedes Cicadas Citrus Thrips Clover Mites Crickets Diaprepes (Adults) Earwigs European Red Mite Flea Beetles Fungus Gnats (Adults) Grasshoppers Japanese Beetle (Adult) Leafhoppers Leafrollers Mealybugs Millipedes Mites Mosquitoes Orchid Weevil Pillbugs Pine Needle Scales (Crawlers) Plant Bugs (Including <i>Lygus</i> spp.) Psyllids San Jose Scales (Crawlers)	0.25 - 0.50 fl. oz. per 1,000 sq. ft. (10.8 - 21.7 fl. oz. per 100 gal.)	Beetles, Scale Crawlers, Twig Borers, and Weevils: Apply to plant foliage; also treat trucks, stems and twigs.

(continued)

Pest	Application Rate	Application Instructions
Scorpions Sowbugs Spider Mites Spiders Spittlebugs Thrips Tip Moths Treehoppers Twig Borers Wasps Weevils Whiteflies	0.25 - 0.5 fl. oz. per 1,000 sq. ft. (10.8 - 21.7 fl. oz. per 100 gal.)	Beetles, Scale Crawlers, Twig Borers, and Weevils: Apply to plant foliage; also treat trunks, stems and twigs.
Imported Fire Ants** Leafminers Pecan Leaf Scorch Mite Pine Shoot Beetle (Adults) Spider Mites	0.5 - 1.0 fl. oz. per 1,000 sq. ft. (21.7 - 43.5 fl. oz. per 100 gal.)	Spider Mites: Apply during spring and summer for most effective control of twospotted spider mites. During mid- to late-summer it may be necessary to make more frequent treatments, possibly at higher rates to achieve suitable control. Control may be enhanced by adding a surfactant or horticultural oil or by combining Talaks 7.9% Indoor/Outdoor Insect Control with other products registered to control mites. Applications of Talaks 7.9% Indoor/Outdoor Insect Control may be alternated with chemicals offering other modes of action in programs that are designed to manage resistance by twospotted spider mites. For recommendations on resistance management in your region check with your local Cooperative Extension Service.
**For foraging ants.		

Calculating Dilution Rates: To determine the proper dilution of **Talaks 7.9% Indoor/Outdoor Insect Control** that is required to control specific pests, follow the steps below:

- 1) Determine the target pest requiring the highest application rate for effective control in the **Application Rates** table.
- 2) Choose the treatment rate in terms of fluid oz. of **Talaks 7.9% Indoor/Outdoor Insect Control**.
- 3) Determine the dilution volume necessary for the treatment in the **Dilution Chart**.
- 4) Use the proper amount of **Talaks 7.9% Indoor/Outdoor Insect Control** that must be mixed in your desired volume of water as shown in the **Dilution Chart**.

For example, to control black vine weevil adults on rhododendron, the **Application Rates** table shows that 0.25 to 0.5 fluid ounces of **Talaks 7.9% Indoor/Outdoor Insect Control** must be applied per 1,000 square feet. You select an application rate of 0.5 fluid oz. per 1,000 square feet because maximum residual control is desired. Your application volume is approximately 300 gallons per acre, which is equivalent to 6.9 gallons per 1,000 square feet. Consulting the **Ornamental Application Dilution Chart** reveals that you should dilute 0.72 fluid oz. of **Talaks 7.9% Indoor/Outdoor Insect Control** in 10 gallons of water.

Ornamental Application Dilution Chart

Application Volume Gallons Per		Application Rate Fl. oz. per	Fluid Ounces* of Talak 7.9% Indoor/Outdoor Insect Control Diluted to these Volumes of Finished Spray			
1,000 sq. ft.	Acre	1,000 sq. ft.	1 gallon	5 gallons	10 gallons	100 gallons
2.3	100	0.125	-	0.27	0.54	5.4
2.3	100	0.25	0.11	0.54	1.08	10.8
2.3	100	0.5	0.22	1.09	2.17	21.7
2.3	100	1.0	0.44	2.17	4.35	43.5
4.6	200	0.125	-	0.14	0.27	2.7
4.6	200	0.25	-	0.27	0.54	5.4
4.6	200	0.5	0.11	0.54	1.09	10.9
4.6	200	1.0	0.22	1.09	2.17	21.7
6.9	300	0.125	-	-	0.18	1.8
6.9	300	0.25	-	0.18	0.36	3.6
6.9	300	0.5	-	0.36	0.72	7.2
6.9	300	1.0	0.15	0.72	1.45	14.5

*To convert fluid ounces to milliliters, multiply by 29.57

300 gallons per acre is a typical application volume for landscape ornamental applications.

1 fluid ounce = 29.57 ml = 2 tablespoons = 6 teaspoons

Do not use household utensils to measure **Talak 7.9% Indoor/Outdoor Insect Control**.

Pest Control on Outside Surfaces and Around Buildings

Apply **Talak 7.9% Indoor/Outdoor Insect Control** to outside surfaces of buildings including exterior siding, foundations, porches, window frames, eaves, patios, garages, refuse dumps, lawns such as grass areas adjacent or around private homes, duplexes, townhouses, condominiums, house trailers, apartment complexes, carports, garages, fence lines, storage sheds, barns, and other residential and non-commercial structures, soil, trunks of woody ornamentals and other areas where pests congregate or have been seen.

Talak 7.9% Indoor/Outdoor Insect Control may be used to control the following pests:

Ants	Clover Mites	Grasshoppers	Silverfish
Carpenter Ants	Crickets	Hornets	Sod Webworms Sowbugs
Fire Ants	Cutworms	Japanese Beetles ¹	(Pillbugs)
Armyworms	Dichondra Flea Beetles	Midges	Spider Mites
Bees	Earwigs	Millipedes	Spiders
Beetles	Elm Leaf Beetles	Mosquitoes	(including Black Widow
Biting Flies	Firebrats	Moths	Spiders)
Boxelder Bugs	Fleas	Roaches	Springtails
Centipedes	Flies	(including	Ticks
Chiggers	Gnats	Cockroaches)	(including Brown Dog
Chinch Bugs		Scorpions	Ticks)
			Wasps

¹Not for use in California.

Do not apply directly to impervious horizontal surfaces such as sidewalks, driveways, and patios except as a spot or crack and crevice treatment. During application, do not allow pesticide to enter or run off into storm drains, drainage ditches, gutters or surface waters.

Additional Application Restrictions for Residential Outdoor Surface and Space Sprays:

All outdoor applications, if permitted elsewhere on this label, must be limited to spot or crack-and-crevice treatments only, except for the following permitted uses, if allowed elsewhere on this label:

1. Application to soil or vegetation, as listed on this label, around structures;
2. Applications to lawns, turf, and other vegetation, as listed on this label;
3. Applications to the side of a building, up to a maximum height of 3 feet above grade;
4. Applications to the underside of eaves, soffits, doors, or windows permanently protected from rainfall by a covering, overhang, awning, or other structure;
5. Applications around potential pest entry points into buildings, when limited to a surface band not to exceed one inch in width;
6. Applications made through the use of a coarse, low pressure spray to only those portions of surfaces that are directly above bare soil, lawn, turf, mulch, or other vegetation, as listed on this label, and not over an impervious surface, drainage or other condition that could result in runoff into storm drains, drainage ditches, gutters, or surface waters, in order to control occasional invaders or aggregating pests.

Application

Use a 0.02 to 0.06% dilution to spray outside surfaces of buildings. Use a spray volume of up to 10 gallons of dilution per 1,000 square feet. Use higher application volumes if vegetation or landscape materials are dense.

Mixing Directions: For 0.02% suspension, mix 0.33 fluid oz. of **Talak 7.9% Indoor/Outdoor Insect Control** per gallon of water. For 0.06% suspension, mix 1 fluid oz. **Talak 7.9% Indoor/Outdoor Insect Control** per gallon of water (1 fluid oz. = 2 tablespoons). Do not use household utensils to measure **Talak 7.9% Indoor/Outdoor Insect Control**. Use the higher rates for heavy pest infestation, quicker knockdown or longer residual control. Retreatment may be necessary to achieve and/or maintain control during periods of high pest pressure. Repeat application only if there are signs of renewed insect activity. Repeat application limited to once per seven days.

Perimeter Treatment: Treat a band of soil and vegetation 6 to 10 feet wide around and next to the structure and the foundation of the structure to a height of 2 to 3 feet. Use 0.33 to 1.0 fluid oz. of **Talak 7.9% Indoor/Outdoor Insect Control** per 1,000 square feet in enough water to provide sufficient coverage (refer to **Perimeter Application Dilution Chart**).

For Ant and Fire Ant Mounds use Talak 7.9% Indoor/Outdoor Insect Control 0.06% dilution as Drench Method: Use 1-2 gallons of dilution for each mound area. Sprinkle the mound until wet and apply to a 4 foot diameter circle around the mound. For mounds larger than 12", use a higher volume. Applications should be made in cool weather, such as in early morning or late evening hours, not in the heat of the day.

Mosquito Control: To control mosquitoes around buildings, landscapes, and lawns, dilute 0.33 to 1.0 fl. oz. of **Talak 7.9% Indoor/Outdoor Insect Control** per gallon of water and apply at the rate of one gallon of dilution per 1,000 square feet as a general spray. **Talak 7.9% Indoor/Outdoor Insect Control** may be diluted at lower concentrations and applied at higher volumes to ensure the proper amount of product per area (refer to the **Ornamental or Perimeter Application Dilution Charts**).

Calculating Dilution Rates: The following steps should be taken to determine the appropriate dilution of **Talak 7.9% Indoor/Outdoor Insect Control** that is required to control specific pests:

- 1) Select an application rate in of fluid oz. of **Talak 7.9% Indoor/Outdoor Insect Control**.
- 2) Determine your application volume and amount of spray mix you want to prepare in the **Dilution Chart**.
- 3) Use the **Dilution Chart** to determine the appropriate volume of **Talak 7.9% Indoor/Outdoor Insect Control** that must be mixed in your desired volume of water.

Perimeter Application Dilution Chart

Application Volume	Application Rate	Fluid Ounces* of Talak 7.9% Indoor/Outdoor Insect Control Diluted to these Volumes of Finished Spray			
		1 gallon	5 gallons	10 gallons	100 gallons
1	0.33	0.33	1.67	3.3	33.3
1	0.5	0.5	2.5	5.0	50.0
1	0.67	0.67	3.33	6.7	66.7
1	0.75	0.75	3.75	7.5	75.0
1	1.0	1.0	5.0	10.0	100.0
2	0.33	0.17	0.83	1.65	16.5
2	0.5	0.25	1.25	2.5	25.0
2	0.67	0.33	1.67	3.35	33.5
2	0.75	0.38	1.88	3.75	37.5
2	1.0	0.5	2.5	5.0	50.0
3	0.33	0.11	0.55	1.10	11.0
3	0.5	0.17	0.83	1.67	16.7
3	0.67	0.22	1.11	2.23	22.3
3	0.75	0.25	1.25	2.5	25.0
3	1.0	0.33	1.67	3.33	33.3
4	0.33	-	0.42	0.83	8.3
4	0.5	0.13	0.63	1.25	12.5
4	0.67	0.17	0.84	1.67	16.7
4	0.75	0.19	0.94	1.88	18.8
4	1.0	0.25	1.25	2.5	25.0
5	0.33	-	0.33	0.67	6.7
5	0.5	0.1	0.5	1.0	10.0
5	0.67	0.13	0.67	1.33	13.3
5	0.75	0.15	0.75	1.5	15.0
5	1.0	0.2	1.0	2.0	20.0
10	0.33	-	0.17	0.33	3.3
10	0.5	-	0.25	0.5	5.0
10	0.67	-	0.33	0.67	6.7
10	0.75	-	0.38	0.75	7.5
10	1.0	0.1	0.5	1.0	10.0

*To convert fluid ounces to milliliters, multiply by 29.57
 1 fluid oz. = 29.57 ml = 2 tablespoons = 6 teaspoons
 Do not use household utensils to measure **Talak 7.9% Indoor/Outdoor Insect Control**.

INDOOR USE

Talak 7.9% Indoor/Outdoor Insect Control may be used for residual pest control in buildings and structures and on modes of transport. For control of ants, bees, beetles, boxelder bugs, carpet beetles, centipedes, clothes moths, cockroaches, crickets, earwigs, firebrats, flies, gnats, midges, millipedes, pillbugs, scorpions, silverfish, sowbugs, spiders, ticks and wasps.

In the home, all food processing surfaces and utensils should be covered during treatment or thoroughly washed before reuse. Exposed food should be covered or removed. Do not permit humans or pets to contact treated surfaces until the spray has dried. During any overhead applications to overhead interior areas of structures, cover surfaces below with plastic sheeting or similar materials.

Application

Apply to areas where pests hide. These areas include baseboards, corners, storage areas, closets, around water pipes, doors and windows, attics and eaves, behind and under refrigerators, cabinets, sinks, furnaces, stoves, the underside of shelves, drawers and similar areas. Treat with a low-pressure spray (25 psi or less), coarse, crack and crevice, pinstream, spot or with a paint brush. Pay close attention to cracks and crevices. Not for use as a space spray.

Mixing Directions: Prepare a dilution of **Talak 7.9% Indoor/Outdoor Insect Control** for spray or brush application. See mixing directions in “**Pest Control on Outside Surfaces and Around Buildings**” section.

- Fill sprayer with the required amount of water.
- Add **Talak 7.9% Indoor/Outdoor Insect Control**.
- Close sprayer and shake to ensure proper mixing.
- Prepare only the amount of solution necessary for treatment.

In order to achieve and/or maintain control in times of high pest pressure, retreatment may be needed. Repeat application should only take place if there are signs of renewed insect activity and should not exceed one application per 7 days.

Application Rates: For 0.02% suspension, mix 0.33 fluid oz. of **Talak 7.9% Indoor/Outdoor Insect Control** per gallon of water. For 0.06% suspension, mix 1 fluid oz. **Talak 7.9% Indoor/Outdoor Insect Control** per gallon of water (1 fluid oz. = 2 tablespoons). Do not use household utensils to measure **Talak 7.9% Indoor/Outdoor Insect Control**. Use the higher rates for heavy pest infestation, quicker knockdown or longer residual control.

Pest	Application Rate	Application Instructions
Ants Bedbugs Bees Beetles Boxelder bugs Carpet beetles Centipedes Clothes moths Cockroaches Crickets Earwigs Firebrats Flies Gnats Midges Millipedes Pillbugs Scorpions Silverfish Sowbugs Spiders Ticks Wasps	0.33 - 1.0 fl. oz. per gallon of water (0.02% - 0.06% suspension)	<p>Ants: Apply to ant trails, around doors and windows and other places that ant frequent.</p> <p>Bedbugs: To help control of Bedbugs, apply thoroughly to crack and crevices where bedbugs frequent. This includes bed frames, box springs, inside empty dressers and clothes closets, carpet edges, wall moldings (high and low), and wallpaper edges. Do not use on bed linens, pillows, mattresses, or clothes. Before application, remove all clothes and other articles from dressers or clothes closets. Allow all treated areas to dry before use. Not recommended for use as sole protection against bedbugs. If evidence of bedbugs is found in/on mattresses, use a product approved for this use.</p> <p>Bees and Wasps: Apply to nest in late evening when pests are at rest. Spray nests and surrounding areas thoroughly. Spray nests, entrances to nests and surrounding areas thoroughly. Contact as many insects as possible. Retreat if signs of renewed activity exist.</p> <p>Boxelder Bugs, Centipedes, Earwigs, Beetles, Millipedes, Pillbugs, and Sowbugs: Treat around doors, windows, baseboards, storage areas and other locations where pests may be found.</p> <p>Cockroaches, Crickets, Firebrats, Scorpions, Silverfish, Spiders, and Ticks: Use a coarse, low pressure spray to areas where pests hide. These areas include baseboards, corners, storage areas, closets, around water pipes, doors and windows, attics and eaves, behind and under refrigerators, cabinets, sinks, furnaces, and stoves, the underside of shelves, drawers, and similar areas. Pay close attention to cracks and crevices.</p>

Food/Feed Handling Establishments

Talak 7.9% Indoor/Outdoor Insect Control, when used as a general spot, surface, or crack and crevice treatment, may be applied in both food/feed and nonfood areas of food/feed handling establishments.

Food/feed handling establishments are any place other than private residences where exposed food/feed is held, processed, prepared or served, including areas for receiving, storing, packing (canning, bottling, wrapping, boxing), preparing, enclosed processing systems (mills, dairies, edible oils, syrups) of food and edible waste storage. Serving areas where food is exposed and the facility is in operation are also considered food areas.

Non-food areas in which applications are allowed include garbage rooms, lavatories, floor drains (to sewers), entries and vestibules, offices, locker rooms, machine rooms, garages, mop closets and storage (after canning or bottling).

Some of the use sites that are allowed include: Aircraft (do not use in aircraft cabins), apartment buildings, bakeries, bottling facilities, breweries, buses, cafeterias, candy plants, canneries, dairy product processing plants, food manufacturing plants, food processing plants, food service establishments, granaries, grain mills, hospitals, hotels, industrial buildings, laboratories, meat/poultry/egg processing plants, mobile/motor homes, nursing homes, offices, railcars, restaurants, schools, ships, trailers, trucks, vessels, warehouses and wineries.

Surface Application: Do not use this application method in food/feed handling establishments when the facility is in operation or foods/feeds are exposed. During treatment, remove or cover all food processing and/or handling equipment and do not apply directly to food products. All equipment, benches, shelving and other surfaces in food processing plants, bakeries, cafeterias, and other facilities, which food will contact must be washed after treatment. Clean food handling equipment or processing equipment and rinse completely with fresh, clean water.

Spot, Crack and Crevice Application: These types of treatments can be done when the facility is operating, but food should be covered or removed from the treatment area. Do not apply directly to food.

Foam Applications: Converting **Talak 7.9% Indoor/Outdoor Insect Control** to foam will allow it to be used to treat structural voids. To produce a 0.02% to 0.06% foam concentration, dilute 0.33 to 1.0 fl. oz. of **Talak 7.9% Indoor/Outdoor Insect Control** per gallon of water and add the manufacturer's recommended amount of foaming agent. Before application, make sure that the foaming agent is compatible with **Talak 7.9% Indoor/Outdoor Insect Control**.

ANT CONTROL

Nuisance Ants Indoors: Apply to ant nests for best results. Apply a dilution of 0.5 to 1.0 fluid oz. of **Talak 7.9% Indoor/Outdoor Insect Control** per gallon of water at the rate of one gallon of dilution per 1,000 square feet to places where ants have been seen or are believed to forage as a general surface, crack and crevice or spot treatment. Some of these areas include baseboards, in and behind cabinets, under and behind dishwashers, furnaces, refrigerators, sinks and stoves, around pipes, cracks and crevices and in corners. Pay close attention when treating entry points into the home or around doors and windows. When combining liquid **Talak 7.9% Indoor/Outdoor Insect Control** treatments with bait treatments use **Talak 7.9% Indoor/Outdoor Insect Control** as instructed above and apply baits in those areas where **Talak 7.9% Indoor/Outdoor Insect Control** has not been applied. Do not apply as a broadcast or general surface treatment in residential areas.

Nuisance Ants Outdoors: Apply to ant nests for best results. Treat ant trails, around doors and windows, and other places where ants have been seen or are likely to forage. Treat using a low or high volume perimeter treatment depending on the density of vegetation and landscape materials as described in the "**Pest Control on Outside Surfaces and Around Buildings**" section of this label. When treating concrete surfaces, more frequent treatments, higher dilutions and/or application volumes may be needed for ant control. The following procedure will normally allow optimal control:

1. Non-porous surfaces should be treated with low volume applications using 0.5 to 1.0 fluid oz. of **Talak 7.9% Indoor/Outdoor Insect Control** per gallon of water and applying this dilution at the rate of one gallon per 1,000 square feet.
2. Vegetation and porous surfaces should be treated with high volume applications using dilutions that are calculated to deliver 0.5 to 1.0 fluid oz. of **Talak 7.9% Indoor/Outdoor Insect Control** per 1,000 square feet (refer to the **Ornamental and Perimeter Application Dilution Charts**).
3. Dilute 0.5 to 1.0 fluid oz. of **Talak 7.9% Indoor/Outdoor Insect Control** per gallon of water and apply at a rate of up to 10 gallons of dilution per 1,000 square feet for maximum residual control.

Carpenter Ants Indoors: Treat areas where carpenter ants are seen or are predicted to forage, such as baseboards, in and behind cabinets, under and behind dishwashers, furnaces, refrigerators, sinks, and stoves, around pipes, cracks and crevices, and in corners by diluting 0.5 to 1.0 fluid oz. of **Talak 7.9% Indoor/Outdoor Insect Control** per gallon of water and

applying at the rate of one gallon of dilution per 1,000 square feet as a general surface, crack and crevice or spot and/or foam treatment. Pay close attention to treating entry points into the home or premises such as around doors and windows. Spray or foam into cracks into crevices or drill holes and spray, mist or foam into voids and galleries where carpenter ants or their nests are present. When combining liquid **Talak 7.9% Indoor/Outdoor Insect Control** treatments with bait treatments use **Talak 7.9% Indoor/Outdoor Insect Control** as instructed above and apply baits in those areas where **Talak 7.9% Indoor/Outdoor Insect Control** has not been applied. Do not apply as a broadcast or general surface treatment in residential areas.

Carpenter Ants Outdoors: Treat carpenter ant nests for best results. Treat areas where carpenter ants are seen or are believed to forage, such as ant trails, around doors and windows. As stated in "**Pest Control on Outside Surfaces and Around Buildings**" section, apply using a low or high volume perimeter treatment of this label. When treating concrete surfaces, more frequent treatments, higher dilution and/or application volumes may be needed for carpenter ant control. Following the procedure below will normally allow optimal control:

1. Treat non-porous surfaces with low volume applications using 0.5 to 1.0 fluid oz. of **Talak 7.9% Indoor/Outdoor Insect Control** per gallon of water and applying this dilution at the rate of one gallon per 1,000 square feet.
2. **Talak 7.9% Indoor/Outdoor Insect Control** may be used as a treatment for the trunks of trees that have carpenter ant trails, or where carpenter ants are foraging. Use 0.5 to 1.0 fl. oz. of **Talak 7.9% Indoor/Outdoor Insect Control** per gallon of water and apply this dilution to wet the bark from the base of the tree to as high as possible on the trunk.
3. Vegetation and porous surfaces should be treated with high volume applications using dilutions that are calculated to deliver 0.5 to 1.0 fluid oz. of **Talak 7.9% Indoor/Outdoor Insect Control** per 1,000 square feet (refer to the **Ornamental and Perimeter Application Dilution Charts**).
4. Dilute 0.5 to 1.0 fluid oz. of **Talak 7.9% Indoor/Outdoor Insect Control** per gallon of water and apply at a rate of up to 10 gallons of dilution per 1,000 to obtain maximum residual control.

To control carpenter ants inside trees, utility poles, fencing or deck materials and similar structural members, drill to find the inside infested cavity and inject or foam a 0.06% dilution (1.0 fl. oz. of **Talak 7.9% Indoor/Outdoor Insect Control** per gallon of water) into the cavity with adequate volume and a proper treatment tool with a splash-back guard.

When there are ants tunneling below the surface, dilute 0.5 to 1.0 fluid ounces of **Talak 7.9% Indoor/Outdoor Insect Control** per gallon of water and applying as a drench or inject the dilution or foam at intervals of 8 to 12 inches. A uniform vertical barrier should be established where there are ants tunneling below surfaces such as at the edges of walls, driveways or other hard surfaces.

Apply a 0.06% dilution to stored lumber or wood piles using a sprinkling can or a hose-end sprayer to deliver a coarse drenching spray. This wood may be used for lumber or burned after 30 days. Do not use this method of application in structures.

The soil under the area where firewood will be stacked may be treated with a dilution of 1.0 fluid oz. of **Talak 7.9% Indoor/Outdoor Insect Control** per gallon of water to protect the firewood from carpenter ants. Apply at the rate of one gallon of dilution per 8 square feet. DO NOT treat firewood with this product.

IMPREGNATION AND APPLICATION OF TALAK 7.9% INDOOR/OUTDOOR INSECT CONTROL ON DRY BULK LAWN FERTILIZERS

Talak 7.9% Indoor/Outdoor Insect Control may be impregnated on dry bulk fertilizers. When applied as directed, **Talak 7.9% Indoor/Outdoor Insect Control**/dry bulk fertilizer mixtures provide insect control equal to that provided by the same rates of **Talak 7.9% Indoor/Outdoor Insect Control** applied in water.

Impregnation: Apply using a minimum 2.3 pounds of dry bulk fertilizer per 1,000 square ft. with the recommended amount of **Talak 7.9% Indoor/Outdoor Insect Control** per 1,000 square ft. Use a closed rotary-drum mixer or a similar type of closed blender equipped with suitable spray equipment. The spray nozzle(s) should be positioned to provide a uniform, fine spray pattern over the tumbling fertilizer for thorough coverage. The physical properties of fertilizers vary, particularly in liquid absorptive capacity. When absorptivity is sufficient, simple spray impregnation of the fertilizer with **Talak 7.9% Indoor/Outdoor Insect Control** provides a satisfactory dry mixture. If the absorptive capacity is inadequate, use of a highly absorptive powder is required to provide a dry, flowable mixture. Microcel E (Johns-Manville Products Corporation) is a recommended absorbent powder. Generally less than 2% by weight of Microcel E is required. DO NOT impregnate **Talak 7.9% Indoor/Outdoor Insect Control** onto straight coated ammonium nitrate or straight limestone because these materials will not absorb the insecticide. Dry fertilizer blends containing mixtures of ammonium nitrate or limestone may be impregnated with **Talak 7.9% Indoor/Outdoor Insect Control**.

The amount of **Talak 7.9% Indoor/Outdoor Insect Control** actually required in the preparation of individual fertilizer mixtures should be determined carefully for each production operation. This is necessary to ensure that the amount of pesticide actually contained in the mixture applied to the soil represents the correct rate of use. Bulk fertilizer impregnated with **Talak 7.9% Indoor/Outdoor Insect Control** should be applied immediately, not stored.

All individual Federal and State regulations relating to bulk dry fertilizer blending, registration, labeling, and application of the mixtures are the responsibility of the individual and/or company selling the fertilizer and **Talak 7.9% Indoor/Outdoor Insect Control** mixture.

Fertilizer for this use should be Turf fertilizers recommended for specific regions.

USE IN LIVESTOCK/POULTRY HOUSING STRUCTURES AND PET KENNELS

For control of pests including biting flies, filth-breeding flies, fleas, litter beetles, hide beetles, bed bugs, mites, and ticks. Application may be made as a general surface spray (including directed spray) and/or as a crack and crevice treatment. For best results, make interior and exterior applications at or around the same time. In addition to applications of **Talak 7.9% Indoor/Outdoor Insect Control**, ensure that normal cleaning practices are followed.

Occupied areas

Indoors, apply only to indoor cracks and crevices. For exteriors, apply to walls and foundation perimeters to help prevent interior infestations of pests. Use **Talak 7.9% Indoor/Outdoor Insect Control** at a rate equivalent to 0.33 to 1 fl. oz. per 1000 sq. feet.

Unoccupied areas

Apply to areas where crawling or flying pests may be present, such as floors, vertical surfaces, and overhead surfaces, paying special attention to areas such as stanchions, pipes, windows, and doors. Cover feeders, waterers, and feed carts before application, to avoid contamination. Do not apply to milk rooms. Make exterior applications to walls and foundation perimeters to help prevent interior infestations of pests. Use **Talak 7.9% Indoor/Outdoor Insect Control** at a rate equivalent to 0.33 to 1 fl. oz. per 1000 sq. feet.

Bed bugs, mites and ticks - treat cracks and crevices, walls, posts, nest boxes, and mobile side curtains. Do not apply this product directly to animals.

Adult flies - make applications to areas where flies will rest, such as the ceiling, rafters, and trusses; also treat windows, walls (interior and exterior), supports, fences, and vegetation. **Talak 7.9% Indoor/Outdoor Insect Control** may be applied to manure in situations where fly larvae are abundant and the area cannot be cleaned.

Poultry houses - make applications to the floor (where birds are grown on litter), walls, posts, and cage framing (where birds are grown in cages); apply also into cracks and crevices around insulation. Reapply after each growout or sanitization procedure, but not more often than every 8 weeks. For improved indoor control, apply to the outside of building foundations to keep adult beetles from moving indoors. Apply in a uniform band 2 to 3 feet up the foundation, and 6 to 10 feet out from the structure. A routine, year-round treatment program will prevent pests from reaching problem levels.

Where birds are grown on litter - apply **Talak 7.9% Indoor/Outdoor Insect Control** to litter after birds are removed and during tilling at a rate equivalent to 0.33 to 1 fl. oz. per 1000 sq. feet. If litter is removed and replaced with fresh litter, make an application to bare soil or concrete at a rate equivalent to 0.33 to 1 fl. oz. per 1000 sq. feet, and treat the new litter once it is spread. Spray inside walls, posts, and exterior perimeter. Reapply between each flock.

Broiler-breeder houses - to control beetles; apply as directed above for litter and soil/floor treatment.

Caged-layer houses - for control of beetles, do not treat accumulated manure because it may disrupt natural enemies that control fly breeding. Treat the perimeter of the manure at a rate equivalent to 0.33 to 1 fl. oz. per 1000 sq. feet. Also spray pit walls, posts, and the exterior of the structure. Reapply between each flock.

Before applying disinfectants, ensure that the **Talak 7.9% Indoor/Outdoor Insect Control** treatment is dry.

DO NOT apply **Talak 7.9% Indoor/Outdoor Insect Control** as a general surface spray when animals are present in the facility. Allow applications to dry before restocking the facility. Crack and crevice treatment may be made when animals are present.

DO NOT apply **Talak 7.9% Indoor/Outdoor Insect Control** to any animal feed, water, or watering equipment.

DO NOT contaminate any animal feed, food, or water in and around livestock, poultry, or pet housing when making applications.

Attention:

- Do not apply a broadcast application to interior surfaces of homes.
- Do not apply this product in patient rooms or in any rooms while occupied by the elderly or infirm.
- Do not apply in classrooms when in use.
- Do not apply when occupants are present in the immediate area in institutions such as libraries, sports facilities, etc.
- Do not allow people or pets on treated surfaces until spray has dried.
- Let surfaces dry before allowing people and pets to contact surface.
- During any application to overhead areas of structure, cover surface below with plastic sheeting or similar material except for soil surfaces in crawlspaces.
- Do not allow spray to contact food, foodstuffs, food-contacting surfaces or food utensils or water supplies.
- Thoroughly wash dishes and food handling utensils with soap and water if they become contaminated by application of this product.
- Do not treat areas where food is exposed.
- During indoor surface applications do not allow dripping or runoff to occur.
- **Talak 7.9% Indoor/Outdoor Insect Control** will not stain, or damage any surface that water alone will not stain or damage.
- Do not apply to pets, crops, or sources of electricity.
- Firewood is not to be treated.
- Use only in well ventilated areas.
- Do not use on edible crops.

STORAGE AND DISPOSAL

Prohibitions: Do not contaminate water, food, or feed by storage or disposal.

Pesticide Storage: Keep out of reach of children and animals. Store in original containers only. Store in a cool, dry place and avoid excess heat. Carefully open containers. After partial use replace lids and close tightly. Do not put concentrate or dilute material into food or drink container.

In case of spill, avoid contact, isolate area and keep out animals and unprotected persons. Confine spills.

To Confine Spill: If liquid, dike surrounding area or absorb with sand, cat litter, or commercial clay. If dry material, cover to prevent dispersal. Place damaged package in a holding container. Identify contents.

Pesticide Disposal: Pesticide wastes are toxic. Do not contaminate water, food, or feed by storage or disposal. Improper disposal of excess pesticide, spray mixture, or rinsate is a violation of Federal Law. Dispose of excess or waste pesticide by use according to label directions, or contact your State Pesticide or Environmental Control Agency, or the Hazardous Waste representative at the nearest EPA Regional Office for guidance.

Container Handling: Plastic Container: Non-refillable Containers. Do not reuse or refill this container. Offer for recycling, if available, or puncture and dispose of in a sanitary landfill, or incineration, or if allowed by state and local authorities, by burning. If burned, stay out of smoke. Triple rinse or pressure rinse container (or equivalent) promptly after emptying. Triple rinse as follows:

Containers 5 gallons or less: Empty the remaining contents into application equipment or a mix tank and drain for 10 seconds after the flow begins to drip. Fill the container 1/4 full with water and recap. Shake for 10 seconds. Pour rinsate into mix tank or store rinsate for later use or disposal. Drain for 10 seconds after the flow begins to drip. Repeat this procedure two more times. Once cleaned, offer for recycling if available.

Containers larger than 5 gallons: Empty the remaining contents into application equipment or a mix tank. Fill the container 1/4 full with water. Replace and tighten closures. Tip container on its side and roll it back and forth, ensuring at least one complete revolution, for 30 seconds. Stand the container on its end and tip back and forth several times. Turn the container over onto its other end and tip it back and forth several times. Empty the rinsate into application equipment or a mix tank or store rinsate for later use or disposal. Repeat this procedure two more times. Once cleaned, offer for recycling or reconditioning if appropriate.

Pressure rinse as follows (all sizes): Empty the remaining contents into application equipment or a mix tank and continue to drain for 10 seconds after the flow begins to drip. Hold container upside down over application equipment or mix tank or collect rinsate for later use or disposal. Insert pressure rinsing nozzle in the side of the container and rinse at about 40 PSI for at least 30 seconds. Drain for 10 seconds after the flow begins to drip.

Refillable container: Refill this container with pesticide only. Do not reuse this container for any other purpose. Cleaning the container before final disposal is the responsibility of the person disposing of the container. Cleaning before refilling is the responsibility of the refiller.

To clean the container before final disposal, empty the remaining contents from the container into application equipment or mix tank. Fill the container about 10 percent full with water. Agitate vigorously or recirculate water with pump for 2 minutes. Pour or pump rinsate into application equipment or rinsate collection system. Repeat this rinsing process two more times.

For help with any spill, leak, fire or exposure involving this material, call day or night CHEMTREC 1-800-424-9300.

LIMITATION OF WARRANTY AND LIABILITY

IMPORTANT: READ BEFORE USE. Read the entire Directions for Use, Conditions of Warranties and Limitations of Liability before using this product. If these terms and conditions are not acceptable, return the unopened product container at once. By using this product, user or buyer accepts the following Disclaimer of Warranties and Limitations of Liability. **CONDITIONS:** The directions for use of this product are believed to be adequate and must be followed carefully. However, it is impossible to eliminate all risks associated with the use of this product. Ineffectiveness, injury, and other unintended consequences may result because of such factors as manner of use or application (including misuse), the presence of other materials, weather conditions, and other unknown factors, all of which are beyond the control of ATTICUS, LLC. All such risks shall be assumed by the user or buyer. **DISCLAIMER OF WARRANTIES:** To the extent consistent with applicable law, ATTICUS, LLC makes no other warranties, express or implied, of merchantability or of fitness for a particular purpose or otherwise, that extend beyond statements on this label. **LIMITATIONS OF LIABILITY:** To the extent consistent with applicable law, neither ATTICUS, LLC the manufacturer, nor the Seller shall be liable for any indirect, special, incidental or consequential damages resulting from the use, handling, application, storage, or disposal of this product. To the extent consistent with applicable law, the exclusive remedy of the user or buyer for any and all losses, injuries or damages resulting from the use, handling, application, or storage of this product, whether in contract, warranty, tort, negligence, strict liability or otherwise, shall not exceed the purchase price paid.

Talak™ is a registered trademark of Atticus, LLC.

Actisol® is a registered trademark of Environmental Delivery Systems, Inc.

Patriot Injector® is a registered trademark of Unifix USA, LLC.

NET CONTENTS: 1 QT



TALAK™ 7.9% INDOOR/OUTDOOR INSECT CONTROL

Controls Pests Indoors and Outdoors on Residential, Institutional, Public, Commercial, and Industrial Buildings, and Lawns, Ornamentals, Parks, Recreational Areas and Athletic Fields.

ACTIVE INGREDIENT:	(% by weight)
Bifenthrin*	7.9%
Other Ingredients:	92.1%
Total	100.0%

Contains 2/3 pound active ingredient per gallon.

*Cis isomers 97% minimum, trans isomers 3% maximum.

KEEP OUT OF REACH OF CHILDREN CAUTION

FIRST AID

If swallowed:	<ul style="list-style-type: none"> • Call a poison control center or doctor immediately for treatment advice. • Have person sip a glass of water if able to swallow. • Do not induce vomiting unless told to do so by the poison control center or doctor. • Do not give anything by mouth to an unconscious person.
If inhaled:	<ul style="list-style-type: none"> • Move person to fresh air. • If person is not breathing, call 911 or an ambulance, then give artificial respiration, preferably by mouth-to-mouth if possible. • Call a poison control center or doctor for further treatment advice.
If on skin or clothing:	<ul style="list-style-type: none"> • Take off contaminated clothing. • Rinse skin immediately with plenty of water for 15-20 minutes. • Call a poison control center or doctor for treatment advice.
If in eyes:	<ul style="list-style-type: none"> • Hold eye open and rinse slowly and gently with water 15-20 minutes. • Remove contact lenses, if present, after the first 5 minutes, then continuing rinsing eye. • Call a poison control center or doctor for treatment advice.

HOTLINE NUMBER

Have the product container or label with you when calling a poison control center or doctor, or going for treatment. You may also contact SafetyCall at 1-844-685-9173 for emergency medical treatment information.

Note to Physician - This product is a pyrethroid. If large amounts have been ingested, the stomach and intestine should be evacuated. Treatment is symptomatic and supportive. Digestible fats, oils, or alcohol may increase absorption and so should be avoided.

**For Chemical Emergency: Spill, Leak, Fire, Exposure, or Accident, Call CHEMTREC Day or Night
Within USA and Canada: 1-800-424-9300 or +1 703-527-3887 (collect calls accepted)**



PEEL BACK BOOK HERE ▲

450821-0923

PF 214086 OUT

PRECAUTIONARY STATEMENTS
HAZARDS TO HUMANS AND DOMESTIC ANIMALS
CAUTION

Harmful if swallowed, inhaled, or absorbed through skin. Causes moderate eye irritation. Avoid contact with skin, eyes or clothing. Avoid breathing spray mist. Wash thoroughly with soap and water after handling and before eating, drinking, chewing gum, using tobacco or using the toilet. Remove contaminated clothing and wash before reuse.

ENVIRONMENTAL HAZARDS: This pesticide is extremely toxic to fish and aquatic invertebrates. To protect the environment, do not allow pesticide to enter or run off into storm drains, drainage ditches, gutters or surface waters. Applying this product in calm weather when rain is not predicted for the next 24 hours will help to ensure that wind or rain does not blow or wash pesticide off the treatment area. Rinsing application equipment over the treated area will help avoid run off to water bodies or drainage systems.

This product is highly toxic to bees exposed to direct treatment or residues on blooming crops or weeds. Do not apply this product or allow to drift to blooming crops if bees are visiting the treatment area.

PHYSICAL AND CHEMICAL HAZARDS: Do not apply water-based dilutions of **Talak 7.9% Indoor/Outdoor Insect Control** to electrical conduits, motor housings, junction boxes, switch boxes or other electrical equipment because of possible shock hazard.

PF 214086 IN

STORAGE AND DISPOSAL

Prohibitions: Do not contaminate water, food, or feed by storage or disposal. **Pesticide Storage:** Keep out of reach of children and animals. Store in original containers only. Store in a cool, dry place and avoid excess heat. Carefully open containers. After partial use replace lids and close tightly. Do not put concentrate or dilute material into food or drink container. **In case of spill, avoid contact, isolate area and keep out animals and unprotected persons.**

Confine spills. To Confine Spill: If liquid, dike surrounding area or absorb with sand, cat litter, or commercial clay. If dry material, cover to prevent dispersal. Place damaged package in a holding container. Identify contents.

Pesticide Disposal: Pesticide wastes are toxic. Do not contaminate water, food, or feed by storage or disposal. Improper disposal of excess pesticide, spray mixture, or rinsate is a violation of Federal Law. Dispose of excess or waste pesticide by use according to label directions, or contact your State Pesticide or Environmental Control Agency, or the Hazardous Waste representative at the nearest EPA Regional Office for guidance. **Container Handling:**

Plastic Container: Non-refillable Containers. Do not reuse or refill this container. Offer for recycling, if available, or puncture and dispose of in a sanitary landfill, or incineration, or if allowed by state and local authorities, by burning. If burned, stay out of smoke. Triple rinse or pressure rinse container (or equivalent) promptly after emptying. Triple

rinse as follows: **Containers 5 gallons or less:** Empty the remaining contents into application equipment or a mix tank and drain for 10 seconds after the flow begins to drip. Fill the container 1/4 full with water and recap. Shake for 10 seconds. Pour rinsate into mix tank or store rinsate for later use or disposal. Drain for 10 seconds after the flow begins to drip. Repeat this procedure two more times. Once cleaned, offer for recycling if available. **Pressure**

rinse as follows (all sizes): Empty the remaining contents into application equipment or a mix tank and continue to drain for 10 seconds after the flow begins to drip. Hold container upside down over application equipment or mix tank or collect rinsate for later use or disposal. Insert pressure rinsing nozzle in the side of the container and rinse at about 40 PSI for at least 30 seconds. Drain for 10 seconds after the flow begins to drip.

See inside label booklet for additional Precautionary Statements and Directions for Use.

EPA Reg. No.: 91234-145

EPA Est. No.: 39578-TX-001 (M); 87431-MO-001(WM)

First letter(s) in lot number correspond to letter(s) following the EPA Est. No.

20130613ap1

Manufactured for:

Atticus, LLC,

940 NW Cary Parkway, Suite 200

Cary, NC 27513

PF 214086 BL

PROOF

THIS PROOF IS TO BE CHECKED FOR ACCURACY

Please review and approve **Text, Spelling, Copy Placement, Size, Shape, Colors** and **Dieline**.

Authorized signature accepts responsibility for accuracy of all copy, color break and artwork. Cimarron Label is not liable for any discrepancies subsequently identified.

PLEASE NOTE: Due to color variance between printers/monitors, the colors represented by this proof cannot be deemed accurate. Please refer to a color matching system such as the Pantone Matching System for a truer representation of spot colors.

THIS PROOF IS NOT ACCURATE FOR COLOR-MATCH.







Dieline does not print.

 **Cimarron Label**

Experts in Extended Text Labeling

4201 North Westport Ave. • Sioux Falls, SD 57107

Phone: (605) 978-0451 • Fax: (605) 978-0463

DATE	JOB NUMBER	CUSTOMER
02-06-23	214086	Atticus LLC
LABEL SIZE	LEAFLET FOLDED SIZE	LEAFLET FLAT SIZE
4.5" X 4.5"	4.5" X 4.5"	4.5" X 4.5"
LABEL COLORS	LEAFLET "OUT" COLORS	LEAFLET "IN" COLORS
 BLK	 BLK	 BLK
PATTERN VARNISH: <input checked="" type="checkbox"/> YES <input type="checkbox"/> NO		
BOOKLET SIZE	BOOKLET OUTSIDE COLORS	BOOKLET INSIDE COLORS
4.25" X 3.5"	 BLK  1815	 BLK

Form: CS 006LB - 3/29/2017

ARTWORK IS APPROVED

REVISED PROOF NEEDED

**WE CANNOT PROCESS
THIS ORDER WITHOUT AN
AUTHORIZED SIGNATURE**

Signed _____

Date _____