

TRIAD **QC** SELECT™

HERBICIDE

2,4-D	GROUP	4	HERBICIDE
DICAMBA	GROUP	4	HERBICIDE
QUINCLORAC	GROUP	4	HERBICIDE

For selective broadleaf and certain grass weed control

Contains 2,4-D, Quinclorac and Dicamba

CONTROLS: DANDELION, CHICKWEED, BLACK MEDIC, KNOTWEED, PLANTAIN, OXALIS, CLOVER, COCKLEBUR, THISTLE, LARGE AND SMOOTH CRABGRASS AND MANY OTHER LISTED SPECIES OF BROADLEAF AND CERTAIN GRASSY WEEDS

ACTIVE INGREDIENTS:	% BY WT
Dimethylamine Salt of 2,4-Dichlorophenoxyacetic acid*	13.29%
Dimethylamine salt of quinclorac; 3,7-dichloro-8-quinolinecarboxylic acid**	9.79%
Dimethylamine salt of dicamba (3,6-dichloro-o-anisic acid)***	1.67%
OTHER INGREDIENTS:	75.25%
TOTAL	100.00%

By Isomer Specific AOAC Method, Equivalent to:

*2,4-Dichlorophenoxyacetic Acid 11.04%, 1.00 lb./gallon

**3,7-Dichloro-8-quinolinecarboxylic Acid. 8.25%, 0.75 lb./gallon

***3,6-Dichloro-o-Anisic Acid. 1.38%, 0.125 lb./gallon


KEEP OUT OF REACH OF CHILDREN WARNING

FIRST AID	
IF IN EYES:	<ul style="list-style-type: none"> • Hold eye open and rinse slowly and gently with water for 15 to 20 minutes. • Remove contact lenses, if present, after the first 5 minutes, then continue rinsing eye. • Call a poison control center or doctor for treatment advice.
IF SWALLOWED:	<ul style="list-style-type: none"> • Call a poison control center or doctor immediately for treatment advice. • Have person sip a glass of water if able to swallow. • Do not induce vomiting, unless told to do so by the poison control center or doctor. • Do not give anything by mouth to an unconscious person.
HOTLINE NUMBER: Have the product container or label with you when calling a poison control center or doctor, or going for treatment. For medical or transport emergencies, call CHEMTREC (800) 424-9300.	

EPA Reg. No. 89442--45



Manufactured By:
Prime Source, LLC
P.O. Box 250
10025 Hwy. 264 Alternate
Middlesex, NC 27557



TRIAD SELECT™

HERBICIDE

**PRECAUTIONARY STATEMENTS
HAZARDS TO HUMANS AND DOMESTIC ANIMALS
WARNING**

Causes substantial but temporary eye injury. Do not get in eyes or on clothing. Harmful if swallowed. Wash thoroughly with soap and water after handling and before eating, drinking, chewing gum, using tobacco, or using the toilet. Wear protective eyewear. Wear long-sleeved shirt and long pants, socks, shoes, and chemical-resistant gloves.

PERSONAL PROTECTIVE EQUIPMENT (PPE)

All mixers, loaders, applicators and other handlers must wear:

- Protective eyewear
- Long-sleeved shirt and long pants
- Shoes plus socks
- Chemical-resistant gloves made of Barrier Laminate, Butyl Rubber >14 mils, Nitrile Rubber >14 mils, Neoprene Rubber >14 mils, Polyvinyl Chloride (PVC) >14 mils, or Viton >14 mils
- Chemical-resistant apron when mixing or loading, cleaning up spills or equipment, or otherwise exposed to the concentrate

See engineering controls for additional requirements and exceptions.

Follow manufacturer's instructions for cleaning/maintaining PPE. If no such instructions for washables exist, use detergent and hot water. Keep and wash PPE separately from other laundry.

ENGINEERING CONTROLS STATEMENTS

If this container is over one gallon and less than five gallons, then persons engaged in open pouring of this product must also wear coveralls or a chemical-resistant apron. If this container is five gallons or more in capacity, do not pour product from this container. A mechanical system (such as a probe and pump or spigot) must be used for transferring the contents of this container. If the contents of a non-refillable pesticide container are emptied, the probe must be rinsed before removal.

PHYSICAL AND CHEMICAL HAZARDS

Do not mix or allow contact with oxidizing agents. Hazardous chemical reaction may occur.

USER SAFETY RECOMMENDATIONS


Users should:

- Wash hands before eating, drinking, chewing gum, using tobacco, or using the toilet.
- Remove clothing/PPE immediately if pesticide gets inside. Then wash thoroughly and put on clean clothing. If pesticide gets on skin, wash immediately with soap and water.
- Remove PPE immediately after handling this product. Wash the outside of gloves before removing. As soon as possible, wash thoroughly and change into clean clothing.

ENVIRONMENTAL HAZARDS

This product is toxic to fish and aquatic invertebrates. Drift or runoff may be hazardous to aquatic organisms in water adjacent to treated areas. Drift or runoff may adversely affect non-target plants. Do not apply directly to water, or to areas where surface water is present or to intertidal areas below the mean high water mark. Do not apply when weather conditions favor drift from target area. Clean and rinse spray equipment using soap or detergent and water, and rinse thoroughly before reuse for other spraying. When cleaning equipment, do not pour washwater on the ground: spray or drain over a large area away from wells and other water sources. Do not contaminate water when disposing of equipment washwaters or rinsate. Do not apply this product through any type of irrigation system. Do not contaminate water used for irrigation or domestic purposes.

The chemicals in this product have properties and characteristics associated with chemicals detected in groundwater. The use of these chemicals in areas where soils are permeable, particularly where the water table is shallow, may result in groundwater contamination. Application around a cistern or well may result in contamination of drinking water or groundwater.



TRIAD SELECT™

HERBICIDE

Most cases of groundwater contamination involving phenoxy herbicides such as 2,4-D have been associated with mixing/loading and disposal sites. Caution should be exercised when handling these herbicides at such sites to prevent contamination of groundwater supplies. Use of closed systems for mixing or transferring this pesticide will reduce the probability of spills. Placement of the mixing loading equipment on an impervious pad to contain spills will help prevent groundwater contamination.

DIRECTIONS FOR USE

It is a violation of Federal law to use this product in a manner inconsistent with its labeling.

READ ENTIRE LABEL BEFORE USING THIS PRODUCT. USE STRICTLY IN ACCORDANCE WITH LABEL PRECAUTIONARY STATEMENTS AND DIRECTIONS.

Do not apply this product in a way that will contact workers or other persons, either directly or through drift. Only protected handlers may be in the area during application. For any requirements specific to your State or Tribe, consult the agency responsible for pesticide regulation.

AGRICULTURAL USE REQUIREMENTS

Use this product only in accordance with its labeling and with the Worker Protection Standard, 40 CFR Part 170. This Standard contains requirements for the protection of agricultural workers on farms, forests, nurseries, greenhouses and handlers of agricultural pesticides. It contains requirements for training, decontamination, notification, and emergency assistance. It also contains specific instructions and exceptions pertaining to the statements on this label about Personal Protective Equipment (PPE) and restricted-entry interval. The requirements in this box only apply to uses of this product that are covered by the Worker Protection Standard..

Do not enter or allow worker entry into treated areas during the restricted-entry interval (REI) of 48 hours.

PPE required for early entry to treated areas that is permitted under the Worker Protection Standard and that involves contact with anything that has been treated, such as plants, soil, or water is:

- Protective eyewear
- Coveralls worn over short-sleeved shirt and short pants
- Chemical-resistant gloves made of Barrier Laminate, Butyl Rubber >14 mils, Nitrile Rubber >14 mils, Neoprene Rubber >14 mils, Polyvinyl Chloride (PVC) >14 mils, or Viton >14 mils
- Chemical-resistant footwear plus socks
- Chemical-resistant headgear for overhead exposure

NON-AGRICULTURAL USE REQUIREMENTS

The requirements in this box apply to uses of this product that are NOT within the scope of the Worker Protection Standard for agricultural pesticides (40 CFR Part 170). The WPS applies when this product is used to produce agricultural plants on farms, forests, nurseries, or greenhouses.


DIRECTIONS FOR USE

A variety of factors including weather conditions (e.g., wind directions, wind speed, temperature, relative humidity) and method of application (e.g., ground, aerial, airblast, chemigation) can influence pesticide drift. The applicator must evaluate all factors and make appropriate adjustments when applying this product.

Droplet Size

When applying sprays that contain 2,4-D as the sole active ingredient, or when applying sprays that contain 2,4-D mixed with active ingredients that require a coarse or coarser spray, apply only as a coarse or coarser spray (ASAE standard 572) or a volume mean diameter of 385 microns or greater for spinning atomizer nozzles.

When applying sprays that contain 2,4-D mixed with other active ingredients that require a medium or more fine spray, apply only as a medium or coarser spray (ASABE standard 572) or a volume mean diameter of 300 microns or greater for spinning atomizer nozzles.



TRIAD SELECT™

HERBICIDE

Wind Speed

Do not apply when wind speeds are greater than 10 mph at the application site. Only apply this product if the wind direction favors on-target deposition and there are not sensitive areas (including, but not limited to, residential areas, bodies of water, known habitat for non-target species, non-target crops) within 250 feet downwind. If applying a medium spray, leave one swath unsprayed at the downwind edge of the treated field.

Temperature Inversions

If applying at wind speeds less than 3 mph, the applicator must determine if: a) conditions of temperature inversion exist, or b) stable atmospheric conditions exist at or below nozzle height. Do not make applications into areas of temperature inversions or stable atmospheric conditions.

Susceptible Plants

Do not apply under circumstances where spray drift may occur to food, forage, or other plantings that might be damaged or crops thereof rendered unfit for sale, use or consumption. Susceptible crops include, but are not limited to, cotton, okra, flowers, grapes (in growing stage), fruit trees (foliage), soybeans (vegetative stage), ornamentals, sunflowers, tomatoes, beans, and other vegetables, or tobacco. Small amounts of spray drift that might not be visible may injure susceptible broadleaf plants.

Other State and Local Requirements

Applicators must follow all State and local pesticide drift requirements regarding application of 2,4-D herbicides. Where states have more stringent regulations, they must be observed.

Equipment

All ground application equipment must be properly maintained and calibrated using appropriate carriers or surrogates.

For ground boom application:

Do not release spray at a height greater than 30 inches above the ground.

HERBICIDE RESISTANCE MANAGEMENT

Triad QC Select contains the active ingredients 2,4-D, Dicamba and Quinclorac which are synthetic auxin Group 4 Herbicides that interfere with plant cellular development and growth.

Some naturally occurring weed populations have been identified as resistant to Group 4 herbicides. Selection of resistant biotypes, through repeated use of these herbicides or lower than specified use rates in the same field, may result in weed control failures.

Some weeds are known to develop resistance to herbicides that have been used repeatedly. While the development of herbicide resistance is well understood, it is not easily predicted. Therefore, herbicides should be used in conjunction with the resistance management strategies in the area. If herbicide resistance should develop in the area, this product used alone may not continue to provide sufficient levels of weed control.

If the reduced levels of control cannot be attributed to improper application techniques, improper use rates, improper application timing, unfavorable weather conditions or abnormally high weed pressure, a resistant strain of weeds may have developed.

Suspected herbicide-resistant weeds may be identified by these indicators:

- Failure to control a weed species normally controlled by the herbicide at the dose applied, especially if control is achieved on adjacent weeds;
- A spreading patch of non-controlled plants of a particular weed species; and
- Surviving plants mixed with controlled individuals of the same species.


The following Best Management Practices (BMP) will reduce the potential for weed resistance:

- Ensure that good spray coverage is achieved with proper spray volumes and calibrated equipment.
- Plant into weed-free fields and keep fields as weed-free as possible.
- Avoid tank mixes that may cause antagonism and reduced weed control.
- Where possible, avoid the repeated use of herbicides with the same mode of action (i.e., same group number) in successive seasons either in cereal crops or rotational crops.
- Use mechanical cultivation, fertilizer regimens, seeding rates and row widths that enhance crop competitiveness.
- Prevent weed escapes from producing seed either in the crop or during fallow periods.
- Always apply this product at the specified rates and in accordance with the use directions. Do not use less than specified label rates alone or in tank mixtures. Do not use reduced rates of the tank mix partner.
- Scout fields carefully to determine the appropriate time for application.
- Scout fields carefully after application for performance in control of weeds.
- Prevent an influx of weeds into the field by managing field borders.
- If resistance is suspected, contact the local or State agricultural advisors or your local Prime Source, LLC representative for assistance.



PRIME SOURCE

Manufactured By:
Prime Source, LLC
P.O. Box 250
10025 Hwy. 264 Alternate
Middlesex, NC 27557



TRIAD **QC** SELECT™

HERBICIDE

To better manage herbicide resistance through delaying the proliferation and possible dominance of herbicide-resistant weed biotypes, it may be necessary to change cultural practices within and between crop seasons such as using a combination of tillage, retreatment, tank-mix partners and/or sequential herbicide applications that have a different site of action. Weed escapes that are allowed to go to seed will promote the spread of resistant biotypes.

It is advisable to keep accurate records of pesticides applied to individual fields to help obtain information on the spread and dispersal of resistant biotypes. Contact your local sales representative, crop advisor, or extension agent to find out if suspected resistant weeds to this MOA have been found in your region. If resistant biotypes of target weeds have been reported, use the application rates of this product specified for your local conditions. Tank mix products so that there are multiple effective mechanisms of actions for each target weed.

PRODUCT INFORMATION

This product is for use on residential and non-residential turfgrasses, including lawns or grounds around residential and commercial establishments, multi-family dwellings, military and other institutions, parks, airports, roadsides, schools, picnic grounds, athletic fields, houses of worship, cemeteries, golf courses and sod farms.

Triad QC Select combines quinclorac, 2,4-D and dicamba to provide broad-spectrum control of grassy and broadleaf weeds.

- Post-emergent control of a comprehensive list of both grassy and broadleaf weeds.
- Excellent clean up product for areas that did not receive a pre-emergent grass herbicide application in the spring.
- Controls newly germinated 1- to 2-leaf crabgrass, to 1-tiller crabgrass and when crabgrass has matured to 5-tillers or greater.
- Quinclorac contributes grassy weed control and is absorbed by foliage and roots and translocated throughout the plant.
- Susceptible grasses demonstrate stunting, chlorosis, and gradual reddening followed by necrosis and death.

USE SITES

Highly Tolerant Species	Moderately Tolerant Species	Susceptible (Do Not Use on these grass species)
Bluegrass, Annual (Poa annua) Bluegrass, Kentucky Fescue, Tall Ryegrass, Annual Ryegrass, Perennial	Bentgrass, Creeping ^{1,3} Bermudagrass, Common ¹ Bermudagrass (Hybrids) ¹ Bluegrass, Rough (Poa Trivialis) Fescue, Chewing's Fescue, Fine ² Fescue, Hard Fescue, Red	Bahiagrass Bentgrass, Colonial Bentgrass, Seaside Buffalograss Carpetgrass Centipedegrass Dichondra Paspalum, Seashore
Notes: ¹ Yellowing that may occur on these species can be reduced by the addition of chelated iron or sprayable soluble nitrogen. ² Only apply to fine fescue when it is part of a blend. ³ Application to established creeping Bentgrass must be applied in 2 to 3 split applications at 1.1 to 1.9 ounces per 1,000 sq. ft.		

Warm season grasses such as Common Bermuda and Zoysia may see temporary discoloration. Use reduced rates if grass is stressed from heat or drought. Do not apply during growth stages from dormancy to green-up and from green-up to dormancy.

The suitable use of this product on non-recommended turf species may be determined by treating a small area at any rate/acre which does not exceed the maximum labeled rate for the turf type where the product is to be applied. The treated area should be observed for any sign of turf injury for a period of 30 days of normal growing conditions to determine the phytotoxicity and efficacy to the treated area.

USE RESTRICTIONS


- Do not apply this product by air or through any type of irrigation equipment.
- Do not use on golf course greens, tees, and collars.
- Do not use on lawns with desirable clovers or legumes or on ornamentals.
- Not for use on sod farms in Arizona. For use in New York by spot treatment only (spray individual weeds only; adjust the sprayer to coarse spray to minimize wind drift, apply to the center of the weeds and spray to lightly cover).

For use-specific restrictions in application rates and number of applications, please see **APPLICATION INSTRUCTIONS AND RESTRICTIONS** section below.



PRIME SOURCE

Manufactured By:
Prime Source, LLC
P.O. Box 250
10025 Hwy. 264 Alternate
Middlesex, NC 27557



TRIAD **QC** SELECT™

HERBICIDE

USE TIMING

Apply **Triad QC Select** to actively growing weeds as a post-emergence broadcast or spot spray. Follow-up applications may be required for dense infestations of broadleaf and grassy weeds. Under certain conditions, application of **Triad QC Select** made to annual grasses at 2- to 4-tiller may not provide complete control.

NEWLY SEEDED AREAS:

The application of **Triad QC Select** to grass seedlings is not recommended until after the third mowing.

NEWLY SODDED, SPRIGGED, OR PLUGGED AREAS:

The application of **Triad QC Select** to newly sodded, sprigged, or plugged grasses must be delayed until 3 to 4 weeks after the sodding, sprigging, or plugging operations. Delay applications for 4 weeks after seeding and emergence of Kentucky Bluegrass, Perennial Ryegrass and Fine Fescues.

SEEDING:

Delay applications for 4 weeks after seeding and emergence of turf species listed on this label.

MOWING:

Do not mow for two days before or two days after application. Clippings for the first three mowings must be left in the application area. Do not use clippings as mulch or compost around flowers, ornamentals, trees, or in vegetable gardens.

IRRIGATION AND RAINFALL

If soil moisture is not sufficient prior to application, irrigation may improve weed control. For best results, DO NOT water or irrigate for 24 hours after application. If rainfall does not occur in 2 to 7 days after application, irrigation of at least one-half inch is required.

Do not apply this product by air or through any type of irrigation equipment.

MIXING INSTRUCTIONS

Begin with a clean spray tank. Fill the spray tank with one-half the required amount of clean water. Slowly add **Triad QC Select** while agitating, then complete filling the tank with water. Maintain continuous agitation until spraying is complete. If left standing for extended periods of time, reagitrate to assure uniformity of the spray mixture.

Adding adjuvants may cause slight leaf burn, but turf vigor is not reduced. Delaying applications when relative humidity and temperatures are high may help to avoid potential for leaf burn and turfgrass damage. Low mowing heights may also increase the possibility of turf injury. The addition of chelated iron or sprayable solution nitrogen fertilizer will reduce slight yellowing.

For best results, the addition of methylated seed oils recommended when it meets all of the following criteria:

- be non-phytotoxic
- contain only EPA-exempt ingredients
- provide good mixing quality in the jar test
- be successful in local experience

Including additives when tank mixing with emulsifiable concentrate (EC) products may cause phytotoxicity. Adding oil, wetting agent, or other appropriate surfactant to the spray may be used to increase effectiveness on weeds but doing so may reduce selectivity to turf resulting in turf damage. Clean and rinse spray equipment using soap or detergent and water, and rinse thoroughly before reuse for other sprays.


This product can be mixed with some liquid fertilizers or liquid iron materials. Because liquid fertilizers and liquid iron differ in pH, free ammonia content, dens. salt concentration and percentage of water, a compatibility test (given below) is recommended prior to mixing in the application equipment. All regulations, either State or Federal relating to the application of liquid fertilizers or liquid iron and this product must be strictly followed.

Triad QC Select may be tank mixed with EPA-registered pre-emergent herbicides (if compatible) for extended residual control. It is the pesticide user's responsibility to ensure that all products in the listed mixtures are registered for the intended use. Users must follow the most restrictive directions for use and precautionary statements of each product in the tank mixture.



PRIME SOURCE

Manufactured By:
Prime Source, LLC
P.O. Box 250
10025 Hwy. 264 Alternate
Middlesex, NC 27557



TRIAD **QC** SELECT™

HERBICIDE

The following compatibility test should always be performed prior to full-scale tank mixing:

1. Pour 18 ounces of water into a quart jar.
2. Add 1 ounce of either the liquid fertilizer or liquid iron to be used.
3. Add 1 ounce of this product.
4. Close jar and shake well.
5. Watch the mixture for several seconds after shaking and check again after 30 minutes.
6. If the mixture does not show signs of separating, the combination may be used. If the mixture foams excessively, gels, separates or gets very thick, do not combine for field application.
7. Compatibility may be improved by the use of a compatibility agent. Follow the previously outlined test procedures and add 1 ounce of the compatibility agent between steps (the compatibility agent must be added to the fertilizer or iron before adding this product).
8. If the mixture does not separate, gel, foam or get very thick, it may be used for field application. Mix only the amount to be sprayed. Do not allow to stand overnight.

Sprayer Cleaning: Clean application equipment thoroughly before and after application to prevent cross-contamination. Use a strong detergent or approved spray tank cleaner and rinse thoroughly.

SPRAYING INSTRUCTIONS

Avoid drift of spray mist to vegetables, flowers, ornamental plants, shrubs, trees and other desirable plants. Do not pour spray solutions near desirable plants. Avoid fine mists. Use lawn type sprayer with coarse spray as wind drift is less likely. Avoid contact with exposed feeder roots of ornamentals and trees. Do not apply at wind speeds greater than 10 mph.

Do not exceed specified dosages for any area. Be particularly careful within the drip line of tree and other ornamental species. Avoid broadcast applications when air temperature exceeds 90°F. When using small, spot treatment applications in temperature over 90°F, turf injury may occur.

SPRAY VOLUMES:

Higher water volumes are generally required to control grassy weeds. Use 20 to 300 gallons per acre (0.5 to 6.9 gallons per 1,000 per square feet) and a spray pressure of 20 to 40 PSI. Higher water volumes should be used for control of dense weed populations to ensure weed foliage is completely covered.

LOWER VOLUME EQUIPMENT:

Use at least 0.5 gallons of water per 1,000 square feet. Use only application equipment that is capable of spreading a uniform droplet, wetting each weed surface.


NOTE:

For all grasses, (1) do not overlap spray patterns; (2) use reduced rates if grass is stressed from heat, drought, etc.; and (3) follow CDA equipment spray instructions.

POST-EMERGENT BROADLEAF WEED CONTROL

Triad QC Select will control or suppress the following list of broadleaf weeds. For best results, apply this product when weeds are actively growing and in early stages of growth. More mature weeds will be more difficult to control and may require a second application. Mature, drought stressed weeds will be more difficult to control so adequate soil moisture is preferred. Adverse or extreme environmental conditions such as poor soil conditions, high temperatures, drought and cultural conditions may affect the performance of this product.

Do not broadcast apply this product above 90°F. Spot treatments above 90°F may result in some turf injury.



TRIAD **QC** SELECT™

HERBICIDE


BROADLEAF WEEDS CONTROLLED

Bird vetch	Dead nettle	Lupine	Rush	Virginia buttonweed
Bitterweed	Dock	Mallow	Russian pigweed	Virginia creeper
Siner wintercress	Dollar weed	Marshelder	Russian thistle	Virginia pepperweed
Black-eyed Susan	Dogbane	Matchweed	St. Johnswort	Wavyleaf bullthistle
Black medic	Dogfennel	Mexicanweed	Scarlet pimpernel	Western clematis
Black mustard	Elderberry	Milk vetch	Scotch thistle	Western salsify
Black-seed plantain	English daisy	Milkweed bloodflower	Sheep sorrel	White clover
Blessed thistle	Fall dandelion	Mugwort	Shepherd's purse	Wild mustard
Blue lettuce	False dandelion	Morningglory	Slender plantain	Wild aster
Blue vervain	False flax	Mouseear chickweed	Smallflower galinsoga	Wild buckwheat
Boxelder	False sunflower	Musk thistle	Smartweed	Wild carrot
Bracted plantain	Fiddleneck	Mustard	Smooth dock	Wild four-o'clock
Brassbuttons	Field bindweed	Narrowleaf plantain	Smooth pigweed	Wild garlic
Bristly oxtongue	Field pansy	Narrowleaf vetch	Sneezeweed	Wild geranium
Broadleaf dock	Fleabane (daisy)	Nettle	Southern wild rose	Wild lettuce
Broadleaf plantain	Flixweed	Orange hawkweed	Sowthistle	Wild marigold
Broomweed	Florida betony	Oxalis	Spanish needle	Wild onion
Buckhorn	Florida pusley	Oxeye daisy	Spatterdock	Wild parsnip
Buckhorn plantain	Frenchweed	Parsley-piert	Speedwell	Wild radish
Bulbous buttercup	Galinsoga	Parsnip	Spiny amaranth	Wild rape
Bull nettle	Garlic mustard	Pearlwort	Spiny cocklebur	Wild strawberry
Bull thistle	Goathead	Pennycress	Spotted cats ear	Wild sweet potato
Burdock	Goatsbeard	Pennywort	Spotted knapweed	Wild vetch
Burning nettle	Goldenrod	Peppergrass	Spotted spurge	Willow
Bur ragweed	Ground ivy	Pepperweed	Spurge	Witchweed
Burweed	Gumweed	Pigweed	Spurweed	Woodsorrel
Buttercup	Hairy bittercress	Pineywoods bedstraw	Stinging nettle	Woolly croton
Canada thistle	Hairy fleabane	Plains coreopsis	Stinkweed	Woolly morningglory
Carolina geranium	Hawkweed	Plantain	Stitchwort	Woolly plantain
Carpetweed	Heal-all	Poison hemlock	Strawberry clover	Wormseed
Catchweed bedstraw	Heartleaf drymary	Poison Ivy	Sumac	Yarrow
Catsear	Hedge bindweed	Poison oak	Sunflower	Yellow rocket
Catnip	Hedge mustard	Pokeweed	Sweet clover	Yellow flower pepperweed
Chickweed	Hemp	Poorjoe	Tall nettle	
Chicory	Henbit	Poverty weed	Thistle	
Cinquefoil	Hoary cress	Prostrate spurge	Tick trefoil	
Common chickweed	Horsetail	Prostrate vervain	Toadflax	
Common mullein	Indiana mallow	Puncture vine	Trailing crown vetch	

POST-EMERGENT CONTROL OF GRASSY WEEDS

This product can provide control and suppression of certain grassy weeds. For best results, apply this product when weeds are actively growing and in early stages of growth. More mature grasses will be more difficult to control and may require a second application. Mature, drought stressed grassy weeds will be more difficult to control so adequate soil moisture is preferred. Adverse or extreme environmental conditions such as poor soil conditions, high temperatures, drought and cultural conditions may affect the performance of this product.

Do not broadcast apply this product above 90°F. Spot treatments above 90°F may result in some turf injury.



TRIAD SELECT™

HERBICIDE

GRASSY WEEDS CONTROL

COMMON NAME	COMMENTS
Barnyardgrass Crabgrass, Large Crabgrass, Smooth Foxtail, Giant Foxtail, Green Foxtail, Yellow Signalgrass, Broadleaf	Under certain conditions annual grasses at the 2- to 4-tiller stage may not be completely controlled and a sequential application may be needed at 14 to 21 days.

APPLICATION INSTRUCTIONS AND RESTRICTIONS

ORNAMENTAL TURF AND SOD

Ensure that spray volumes are adequate to completely cover weeds, especially when dense weed infestations make it difficult to completely cover foliage of target weeds. Early applications of this product will not control weeds germinating later in the season so a second application may be necessary.

Broadcast Treatment: Apply at a rate of 7 to 8 pints/A (112 to 128 fl. oz./A) in a spray volume of 20 to 300 gals./A (0.5 to 6.9 gals./1,000 sq. ft.). Do not exceed 2 broadcast applications per year, excluding spot treatments. For sod the minimum retreatment interval is 21 days. Do not apply greater than 16 pints of this product per acre per year.

Spot Treatment: Apply at a rate of 2.6 to 2.9 fl. oz. per 1,000 sq. ft. in a spray volume of 1 gal. Do not apply greater than 16 pints of this product per acre per year.

Do not apply greater than 16 pints of this product (equivalent to 2 lbs. ae/A 2,4-D, 1.5 lbs. ae/A quinclorac, and 0.25 lb. ae/A dicamba) per acre per year, including all broadcast and spot treatments combined.

The minimum retreatment interval is 21 days.

NON-TURF AREAS

Control of Annual and Perennial Plants

Ensure that spray volumes are adequate to completely cover weeds, especially when dense weed infestations make it difficult to completely cover foliage of target weeds. Early applications of this product will not control weeds germinating later in the season so a second application may be necessary.

Broadcast Treatment: Apply at a rate of 7 to 8 pints/A (112 to 128 fl. oz./A) in a spray volume of 20 to 300 gals./A (0.5 to 6.9 gals./1,000 sq. ft.). Do not exceed 2 broadcast applications per year, excluding spot treatments, with a minimum retreatment interval of 30 days.

Do not apply greater than 16 pints of this product (equivalent to 2 lbs. ae/A 2,4-D, 1.5 lbs. ae/A quinclorac, and 0.25 lb. ae/A dicamba) per acre per year.

Spot Treatment: Apply at a rate of 2.6 to 2.9 fl. oz. per 1,000 sq. ft. in a spray volume of 1 gal. Do not apply greater than 16 pints of this product per acre per year.

Control of Woody Plants


For control of woody plants, apply to both stems and foliage any time from the time foliage is completely matured until the time plants start to go dormant. All leaves, stems and suckers must be completely wet to the ground line for effective control. Regrowth may be anticipated on the more hardy species.

Broadcast Treatment: Apply at a rate of 7 to 8 pints/A (112 to 128 fl. oz./A) in a spray volume of 20 to 300 gals./A (0.5 to 6.9 gals./1,000 sq. ft.). Do not make more than 1 broadcast application per year, excluding spot treatments.

Do not apply greater than 16 pints of this product (equivalent to 2 lbs. ae/A 2,4-D, 1.5 lbs. ae/A quinclorac, and 0.25 lb. ae/A dicamba) per acre per year.

Spot Treatment: Apply at a rate of 2.6 to 2.9 fl. oz. per 1,000 sq. ft. in a spray volume of 1 gal. Do not apply greater than 16 pints of this product per acre per year.

Do not apply greater than 16 pints of this product per acre per year, including all broadcast and spot treatments combined.



TRIAD SELECT™

HERBICIDE

STORAGE AND DISPOSAL

Do not contaminate water food or feed by storage or disposal.

PESTICIDE STORAGE: Always use original container to store pesticides in a secured warehouse or storage building. Store at temperatures above 32°F. If allowed to freeze, remix before using. This does not alter the product. Containers should be opened in well-ventilated areas. Keep container tightly sealed when not in use. Do not stack cardboard cases more than two pallets high. Do not store near open containers of fertilizer, seed or other pesticides.

PESTICIDE DISPOSAL: Pesticide wastes are toxic. If container is damaged or if pesticide has leaked, contain all spillage. Absorb and clean up all spilled material with granules or sand. Place in a closed, labeled container for proper disposal. Improper disposal of excess pesticide, spray mixtures, or rinsate is a violation of Federal law and may contaminate groundwater. If these wastes cannot be disposed of by use according to label instructions, contact your State Pesticide or Environmental Control Agency, or the Hazardous Waste representative at the nearest EPA Regional Office for guidance.

CONTAINER DISPOSAL: Triple rinse (or equivalent). Then offer for recycling or reconditioning, or puncture and dispose of in a sanitary landfill, or by other procedures approved by State and local authorities. Plastic containers are also disposable by incineration, or, if allowed by State and local authorities, by burning. If burned, stay out of smoke.

IMPORTANT INFORMATION - READ BEFORE USING PRODUCT CONDITION OF SALE AND LIMITATION OF WARRANTY AND LIABILITY

NOTICE: Read the entire Directions for Use and Conditions of Sale and Limitation of Warranty and Liability before buying or using this product. If the terms are not acceptable, return the product at once, unopened, and the purchase price will be refunded.

The Directions for Use of this product must be followed carefully. It is impossible to eliminate all risks inherently associated with the use of this product. Ineffectiveness or other unintended consequences may result because of such factors as manner of use or application, weather, presence of other materials or other influencing factors in the use of the product, which are beyond the control of Prime Source, LLC or Seller. To the extent consistent with applicable law all such risks shall be assumed by Buyer and User, and Buyer and User agree to hold Prime Source, LLC and Seller harmless for any claims relating to such factors.

Prime Source, LLC warrants that this product conforms to the chemical description on the label and is reasonably fit for the purposes stated in the Directions for Use, subject to the inherent risks referred to above, when used in accordance with directions under normal use conditions. This warranty does not extend to the use of this product contrary to label instructions, or under abnormal conditions or under conditions not reasonably foreseeable to or beyond the control of Seller or Prime Source, LLC, and Buyer and User assume the risk of any such use. PRIME SOURCE, LLC MAKES NO WARRANTIES OF MERCHANTABILITY OR OF FITNESS FOR A PARTICULAR PURPOSE OR ANY OTHER EXPRESS OR IMPLIED WARRANTY EXCEPT AS STATED ABOVE.

To the extent consistent with applicable law, neither Prime Source, LLC nor Seller shall be liable for any incidental, consequential or special damages resulting from the use or handling of this product. THE EXCLUSIVE REMEDY OF THE USER OR BUYER, AND THE EXCLUSIVE LIABILITY OF PRIME SOURCE, LLC AND SELLER FOR ANY AND ALL CLAIMS, LOSSES, INJURIES OR DAMAGES (INCLUDING CLAIMS BASED ON BREACH OF WARRANTY, CONTRACT, NEGLIGENCE, TORT, STRICT LIABILITY OR OTHERWISE) RESULTING FROM THE USE OR HANDLING OF THIS PRODUCT, SHALL BE THE RETURN OF THE PURCHASE PRICE OF THE PRODUCT OR, AT THE ELECTION OF PRIME SOURCE, LLC OR SELLER, THE REPLACEMENT OF THE PRODUCT.

Prime Source, LLC and Seller offer this product, and Buyer and User accept it, subject to the foregoing conditions of Sale and Limitation of Warranty and Liability which may not be modified except by written agreement signed by a duly authorized representative of Prime Source, LLC.

EPA Approved: 12Dec2018_181227v1